

Detailed Business Requirement

Perinatal Episode

V12.1



Division of
TennCare

Health Care

Innovation Initiative

Table of Contents

- Detailed Business Requirement 1
- 1 Introduction 4
 - 1.1 *VERSIONS AND REVISIONS* 4
 - 1.2 *SCOPE OF THIS DOCUMENT*..... 9
- 2 Perinatal episode description 12
 - 2.1 *TYPICAL PATIENT JOURNEY*..... 12
 - 2.2 *SOURCES OF VALUE* 13
 - 2.3 *DESIGN DIMENSIONS* 14
 - 2.3.1 Identify episode triggers 14
 - 2.3.2 Attribute episodes to providers 15
 - 2.3.3 Determine the episode duration 15
 - 2.3.4 Identify claims included in episode spend 16
 - 2.3.5 Calculate non-risk-adjusted episode spend 19
 - 2.3.6 Identify excluded episodes 19
 - 2.3.7 Perform risk adjustment 22
 - 2.3.8 Determine quality metrics performance 22
 - 2.3.9 Calculate gain/risk sharing amounts 23
- 3 Episode data flow 26
 - 3.1 *INPUT DATA* 26
 - 3.2 *EPISODE ALGORITHM AND DETAILED DESCRIPTION* 29
 - 3.3 *CONFIGURATION FILE* 29
 - 3.4 *OUTPUT TABLES* 30
 - 3.4.1 Episode output table 30
 - 3.4.2 PAP output table 34
- 4 Episode agnostic algorithm logic 37
 - 4.1 *IDENTIFY EPISODE TRIGGERS*..... 37
 - 4.1.1 Identify potential triggers 37
 - 4.1.2 Identify episode triggers based on clean period 41

4.1.3	Setting output fields	42
4.2	<i>ATTRIBUTE EPISODES TO PROVIDERS</i>	43
4.3	<i>DETERMINE THE EPISODE DURATION</i>	44
4.4	<i>IDENTIFY CLAIMS INCLUDED IN EPISODE SPEND</i>	48
4.5	<i>CALCULATE NON-RISK-ADJUSTED SPEND</i>	50
4.6	<i>IDENTIFY EXCLUDED EPISODES</i>	51
4.7	<i>PERFORM RISK ADJUSTMENT</i>	56
4.8	<i>DETERMINE QUALITY METRICS PERFORMANCE</i>	57
4.9	<i>CALCULATE GAIN/RISK SHARING AMOUNTS</i>	57
5	Perinatal episode detailed description	60
5.1	<i>IDENTIFY EPISODE TRIGGERS</i>	60
5.2	<i>ATTRIBUTE EPISODES TO PROVIDERS</i>	60
5.3	<i>DETERMINE THE EPISODE DURATION</i>	60
5.4	<i>IDENTIFY CLAIMS INCLUDED IN EPISODE SPEND</i>	60
5.5	<i>CALCULATE NON-RISK-ADJUSTED SPEND</i>	64
5.6	<i>IDENTIFY EXCLUDED EPISODES</i>	64
5.7	<i>PERFORM RISK ADJUSTMENT</i>	65
5.8	<i>DETERMINE QUALITY METRICS PERFORMANCE</i>	66
5.9	<i>CALCULATE GAIN/RISK SHARING AMOUNTS</i>	70
6	Glossary	71

1 Introduction

1.1 VERSIONS AND REVISIONS

To keep track of the version of an episode used at any given time, a versioning system is employed:

- The versioning system is designed to discern between major and minor changes made to the DBR. Changes are reflected by the V0.0 design format.
- Major changes to the DBR will be reflected by an increase of 1.0. For example, V1.0 is the first version of the DBR. If a major change is made, version V2.0 will be released. Major changes include revisions to the algorithm, configuration file or significant content updates to the DBR.
- Minor changes to the DBR will be reflected by an increase of 0.1. For example, V1.0 is the first version of the DBR. If a minor change is made, version V1.1 will be released. Minor changes include revisions that do not impact the design or intent of the DBR (e.g., grammatical, formatting, etc).

Version	Date	Changes
V1.0	2013-10-11	<ul style="list-style-type: none"> ■ First version
V2.0	2016-07-01	<ul style="list-style-type: none"> ■ Update episode design across waves ■ Update to Section 2.3.6: Exclude MFM as Quarterbacks
V2.1	2016-07-13	<ul style="list-style-type: none"> ■ Update to configuration file: Correct revenue codes added for 'Level IV Nursery' (0174) and 'Nursery' (0179)
V2.2	2016-07-20	<ul style="list-style-type: none"> ■ Update to configuration file: Include MFM exclusion under design dimension "06-Identify Excluded Episodes" ■ Update to Section 5.6: Reference MFM exclusion in configuration file
V2.3	2016-08-03	<ul style="list-style-type: none"> ■ Update to Section 5.6: Update to Continuously enrolled logic
V2.4	2016-08-18	<ul style="list-style-type: none"> ■ Updated configuration file: Removed C-section codes from the gestational diabetes screening quality metric
V2.5	2016-12-30	<ul style="list-style-type: none"> ■ Updated configuration file: Within the "Identify Claims Included in Episode Spend" design dimension, the "Excluded Medications" and "Excluded Surgical and Medical Procedures" subdimensions were revised. <ul style="list-style-type: none"> – The code group "Contraceptives" was added to the "Excluded Medications" subdimension.

Version	Date	Changes
		<ul style="list-style-type: none"> – The code group “Surgery” under “Excluded Surgical and Medical Procedures” was updated to include surgeries and procedures related to contraceptives. – The code group “Drugs and Supplies” under “Excluded Surgical and Medical Procedures” was removed and incorporated into the other categories listed above.
V2.6	2017-01-09	<ul style="list-style-type: none"> ■ Updated configuration file: Within the “Identify Claims Included in Episode Spend” design dimension, the “Excluded Medications” and “Excluded Surgical and Medical Procedures” subdimensions were revised. <ul style="list-style-type: none"> – Removed ICD-9 PX code 9771 from “Excluded Surgical and Medical Procedures” subdimension. – CPT code 11983 was removed from the “Excluded Diagnosis” subdimension and added to the “Excluded Surgical and Medical Procedures” subdimension. – All HCPCS codes originally found under “Excluded Medications” are now categorized under “Excluded Surgical and Medical Procedures.”
V2.7	2017-01-11	<ul style="list-style-type: none"> ■ Included revenue codes in the configuration file under the design dimension “Identify Claims Included in Episode Spend” and subdimension “Excluded Revenue codes.” These codes were unintentionally dropped following V2.4.
V2.8	2017-07-05	<ul style="list-style-type: none"> ■ Configuration file: Added CPT code 80081 for “Obstetrics Panel with HIV” to HIV screening quality metric in Design Dimension “08- Determine Quality Metrics Performance.” ■ Configuration file: Added CPT code 80081 for “Obstetrics Panel with HIV” to Hepatitis B screening quality metric in Design Dimension “08- Determine Quality Metrics Performance.”
V3.0	2017-01-10	<ul style="list-style-type: none"> ■ DBR: Update to Sections 2.3.6, 3.4.1, 4.6 & 5.6: Removed inconsistent enrollment logic as a business exclusion.
V3.1	2017-07-07	<ul style="list-style-type: none"> ■ DBR: Update to Section 5.8: The following components of the “Screening for gestational diabetes” quality metric were revised: “Gestational diabetes screening” and “Gestational diabetes drug” time periods were changed from “post-trigger window” to “episode window” to align with configuration file.
V3.2	2017-08-16	<ul style="list-style-type: none"> ■ DBR: Updated section 2.3.6 to include DCS custody as a clinical exclusion.
V3.3	2017-10-19	<ul style="list-style-type: none"> ■ Configuration File: Excluded the spend related to contraceptives from the “Identify Claims Included in Episode Spend” design dimension (HCPCS Q9984; ICD-10 dx Z30.017; ICD-10 px 0UH97HZ, 0JHD3HZ, 0JHF3HZ). ■ Configuration File: Included CPT 87806 in the HIV screening quality metric definition.
V4.0	2017-08-16	As part of the Episodes Design Feedback Session held on May 16, 2017:

Version	Date	Changes
		<ul style="list-style-type: none"> ■ Configuration file: Add O24 ICD-10 codes for “diabetes mellitus in pregnancy, childbirth, and the puerperium” to “Screening for Gestational Diabetes” quality metric. ■ Added ICD-10 codes for confirmed and suspected rape of an adult to the potential list of risk factors for the Managed Care Organizations (MCOs) to test.
V4.1	2018-03-28	<ul style="list-style-type: none"> ■ Configuration file: Included 2018 HCPCS code J7296 for Levonorgestrel-releasing intrauterine contraceptive system (Kyleena) under the subdimension “Excluded Surgical and Medical Procedures.” ■ DBR: Revised the timeframe for included spend categories “Specific excluded revenue codes” and “Specific excluded transportation” under the “Trigger Window” from “pre-trigger window” to “trigger window” (Section 2.3.4).
V5.0	2018-08-10	<ul style="list-style-type: none"> ■ DBR: Updated section 2.3.6 to include overlapping episodes as a business exclusion ■ DBR: Updated section 4.4 for adjusting pharmacy claims included in episode spend ■ DBR: Revised denominator for the “Screening for Group B streptococcus (GBS)” quality metric to include only valid episodes with the absence of ICD-10 codes for gestational age less than 35 weeks ■ Configuration file: Added ICD-10 codes to “Screening for Group B streptococcus (GBS)” quality metric for gestational age less than 35 weeks ■ Configuration file: Added CPT 87906 and HCPCS G0475 to the “Screening for HIV” quality metric ■ DBR: Created exclusion for episodes with no claims assigned to the pre-trigger window ■ DBR: Added informational quality metric “Primary C-section” ■ Configuration file: Added codes for “History of C-section” as part of the “Primary C-section” quality metric ■ DBR: Added informational quality metric “Genetic testing” ■ Configuration file: Added code for “Genetic testing” as part of the “Genetic testing” quality metric ■ DBR: Added informational quality metric “MFM services” ■ Configuration file: Added codes for “Diabetes” as part of the “MFM services” quality metric ■ Configuration file: Updated codes for “Gestational diabetes diagnosis”
V5.1	2019-05-16	<ul style="list-style-type: none"> ■ DBR: Updated section 4.6 to remove the acute gastroenteritis episode from the overlapping exclusion hierarchy since this episode has an extended preview period for 2019. ■ DBR and Configuration file: Updated Sections 2.3.4 and 5.4 to specify that codes related to Medication-Assisted Treatment (MAT) are excluded from overall episode spend.

Version	Date	Changes
V5.2	2019-06-28	<ul style="list-style-type: none"> ■ DBR and Configuration file: Updated Sections 2.3.4 and 5.4 to specify the claim types to exclude Medication-Assisted Treatment (MAT) from overall episode spend.
V6.0	2019-12-13	<p>As part of the Episodes Design Feedback Session held on May 21, 2019:</p> <ul style="list-style-type: none"> ■ DBR: Updated section 4.7 to include episodes new to performance in 2020: acute gastroenteritis, acute kidney and ureter stones, and cystourethroscopy. ■ Configuration file: Add additional list of global exclusions that apply to all episodes. This list will exclude patients with rate, high-cost conditions, such as paralysis and coma.
V7.0	2020-12-18	<p>As part of the Episodes Design Feedback Session held on May 20, 2020:</p> <ul style="list-style-type: none"> ■ DBR: Updated Sections 2.3.6, 3.4.1, 4.6, and the Glossary to reflect that episodes for which the quarterback is an FQHC or RHC are excluded. ■ Configuration file: Removed codes under the "Business – FQHC/RHC" subdimension since the exclusion now occurs at the quarterback level. ■ DBR: Added procedure codes related to vaginal delivery and removed procedures codes not related to delivery from the 'Trigger Procedure' subdimension under the '01-Identify Episode Triggers' design dimension. ■ DBR: Removed informational quality metric "Screening for hepatitis B antigens." ■ Configuration file: Removed codes under "Hepatitis B screening" subdimension. ■ DBR: Added informational quality metric "Screening for hepatitis C." ■ Configuration file: Added codes for "Hepatitis C screening" subdimension as part of the "Screening for hepatitis C" quality metric.
V7.1	2021-09-03	<ul style="list-style-type: none"> ■ DBR: Updated section 2.3.6 to exclude episodes that have a diagnosis of COVID-19 or pneumonia due to COVID-19. ■ Configuration file: Add codes that define exclusion for COVID-19 and pneumonia due to COVID-19.
V8.0	2021-12-17	<p>As part of the Episodes Design Feedback Session held on May 19, 2021:</p> <ul style="list-style-type: none"> ■ DBR: An episode is excluded if the patient has a diagnosis related to COVID-19. ■ Configuration file: Removal of invalidated codes and the addition of new or revised codes related to configuration file maintenance. ■ DBR: Update Sections 2.3.6 and 5.6 to designate episodes with an incomplete trigger (i.e., a delivery claim with no associated facility claim) as an invalid episode. ■ DBR: Update Section 5.8 to change the 'Primary C-section' informational quality metric to align with the Agency for Healthcare Research and Quality (AHRQ) definition of primary c-section delivery rate.

Version	Date	Changes
V8.1	2022-02-11	<ul style="list-style-type: none"> ■ DBR: Updated Section 2.3.4 and 5.4 to exclude episode spend related to maternal initiatives that incentivize the completion of pregnancy notification forms, specific postpartum visits for uncomplicated care, and mental health screening. ■ Configuration file: Added codes for spend exclusion related to maternal initiatives that incentivize the completion of pregnancy notification forms, specific postpartum visits for uncomplicated care, and mental health screening. ■ Configuration file: Updated codes listed in “Trigger Procedure” subdimension.
V9.0	2022-12-29	<p>As part of the Episodes Design Feedback Session held on May 11, 2022:</p> <ul style="list-style-type: none"> ■ DBR: The “Primary C-section” quality metric is moved from informational only to gain-sharing. ■ DBR: The “C-section” gain-sharing quality metric is moved from gain-sharing to informational only. ■ DBR: Removed informational quality metric “Screening for Asymptomatic Bacteriuria”. ■ DBR: Removed informational quality metric “Genetic Testing”. ■ DBR: Added informational quality metric “Routine Postpartum Care (one visit)”. ■ DBR: Added informational quality metric “Routine Postpartum Care (two visits)”. ■ DBR: The “Routine Postpartum Care (one visit)” and “Routine Postpartum Care (two visits)” quality metrics will capture both cost and quality metric performance 60 days after the trigger window and will have an extended 24-day window (from 61 to 84 days after the trigger window) to capture only quality performance. ■ DBR: Added informational quality metric “Mental Health Screening”. ■ Configuration file: The Group B streptococcus (GBS) Quality Metric is updated to remove Z36 (encounter for antenatal screening of mother) & J153 (pneumonia due to Group B strep in baby). ■ Configuration file: Removed codes under “Bacteriuria screening” subdimension. ■ Configuration file: Removed codes under “Genetic testing” subdimension. ■ Configuration file: Removal of invalidated codes and the addition of new or revised codes related to configuration file maintenance. ■ Configuration file: Move code 0503F from “Postpartum Visit for Uncomplicated Care” subdimension to “Postpartum Visit for Uncomplicated Care – CPT II” subdimension.

Version	Date	Changes
V10.0	2023-12-20	<p>As part of the Episodes Design Feedback Session held on March 23, 2023:</p> <ul style="list-style-type: none"> ■ DBR: Expanded the current spend exclusion on Methadone treatment. ■ DBR: Removed the Screening for Group B Streptococcus quality metric. ■ DBR: Promoted Hepatitis C from an informational quality metric to tied to gain-sharing. ■ Configuration file: Added "H0020" and "G2068" codes with modifier "HG" to the "Medication-Assisted Treatment (MAT) - Excluded Surgical and Medical Procedures" subdimension for Methadone spend exclusion. ■ Configuration file: Removal of invalidated codes and the addition of new or revised codes related to configuration file maintenance.
V11.0	2024-12-31	<ul style="list-style-type: none"> ■ Episode documents reformatted for accessibility. <p>As part of the Episodes Design Feedback Session held on March 28, 2024:</p> <ul style="list-style-type: none"> ■ Configuration file: Removal of invalidated codes and the addition of new or revised codes related to configuration file maintenance.
V12.0	2025-11-12	<p>As part of the Episodes Design Feedback Session held on May 1, 2025:</p> <ul style="list-style-type: none"> ■ DBR: Removed the "Screening for Gestational Diabetes" informational quality metric. ■ DBR: Removed the "C-Section" informational quality metric. ■ DBR: Added informational quality metric "RSV Vaccine Administration" ■ DBR: Added informational quality metric "RSV Vaccine Counseling" ■ Configuration file: Removal of invalidated codes and the addition of new or revised codes related to configuration file maintenance. ■ Updated DBR file Naming Convention
V12.1	2026-05-22	<p>Configuration file: Removal of invalidated codes and the addition of new or revised codes related to configuration file maintenance.</p> <p>Configuration file: Restored inadvertently removed C-section CPT codes to DD08 / C-Section to support QM3 – Primary C-section. Informational-only C-Section metric remains retired.</p>

1.2 SCOPE OF THIS DOCUMENT

The Detailed Business Requirement (DBR) document serves as a guide to understand the definition of an episode.

Section 2 addresses the following questions:

- **Typical patient journey:** Which patient cases are addressed by the episode?
- **Sources of value:** At which points in the typical patient journey do providers have most potential to improve quality of care, outcomes, and cost-effectiveness?

- **Design dimensions:** What decisions underlie the design of the episode?
 - Identify episode triggers: What events trigger an episode?
 - Attribute episodes to providers: Which provider is primarily held accountable for the outcomes of an episode, i.e., Quarterback (QB) or Principal Accountable Provider (PAP)?
 - Determine the episode duration: What is the duration of the episode?
 - Identify claims included in episode spend: Which claims are included in or excluded from the episode spend?
 - Calculate non-risk-adjusted episode spend: How is the spend for an episode calculated?
 - Perform risk adjustment: What approach is taken to adjust episodes for risk factors that cannot be influenced by the Quarterback?
 - Identify excluded episodes: Which episodes are excluded from a Quarterback's average episode spend for the purposes of calculating any gain/risk sharing?
 - Determine quality metrics performance: Which quality metrics are employed to inform Quarterbacks about their quality of care?
 - Calculating gain and risk sharing: How are the gain and risk sharing amounts for Quarterbacks determined?

Section 3 of the DBR explains the data flow of an episode. It addresses the following questions:

- **Input data:** What inputs does the episode algorithm require to build the episode?
- **Episode algorithm:** What is the intent of the episode design that needs to be reflected in the code to produce the episode outputs?
- **Episode configuration:** What parameters (e.g., number of days) and medical codes (e.g., diagnosis codes) need to be specified to define the episode?
- **Outputs:** What are the recommended outputs of an episode algorithm?

Section 4 contains general elements of the episode algorithm that must be used in conjunction with section 5, as section 5 contains the specific details for the episode described in this DBR. Sections 4 and 5 used in conjunction explain the intent of the episode design at a level of granularity that will allow an IT implementation team to create

an algorithm that matches the episode design. They may also be helpful to the analytics team in their communication with the IT team over the course of quality controlling an episode. These address the following questions:

- What are the logical steps the episode algorithm needs to complete in order to produce the required outputs?
- What cases does the algorithm need to address?
- Are there exceptions to the overall logic and how are they handled?
- Which algorithm logic is the same across episodes, and which is specific to an episode?

The DBR document does not cover the following topics:

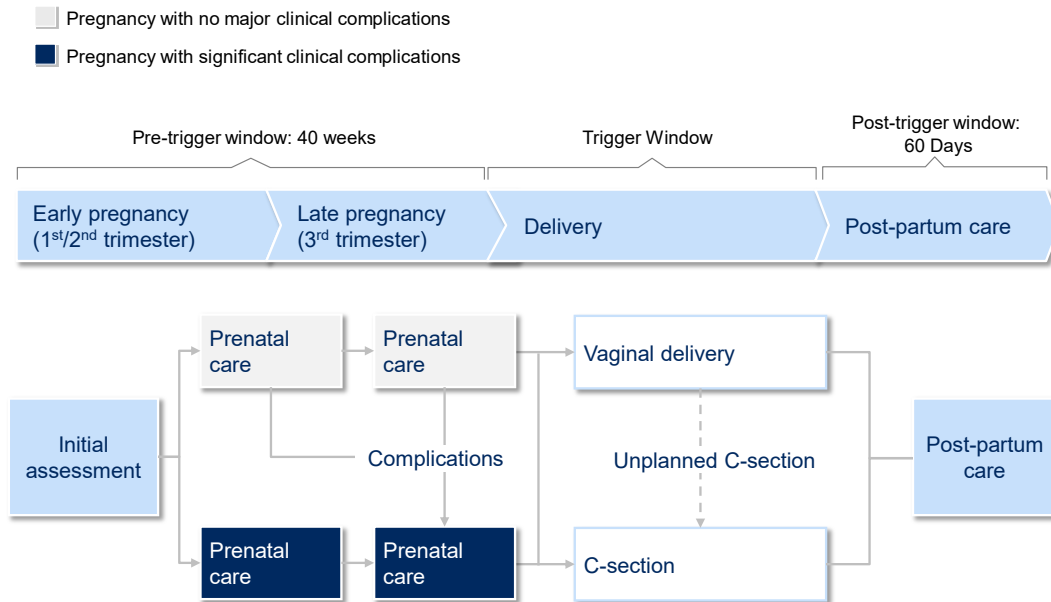
- Background on how episodes compare to the current payment system
- Clinical rationale for inclusions and exclusions
- Intermediate analyses used during design of the episode
- Meeting materials used during design of the episode
- Guidance on data collection/transformation/storage
- Guidance on the episode algorithm coding approach

2 Perinatal episode description

2.1 TYPICAL PATIENT JOURNEY

The perinatal episode revolves around women who give birth. As depicted in Exhibit 1, a perinatal episode begins 40 weeks prior to the admission for the live birth¹. During the pregnancy, the woman may receive pregnancy-related care to improve and ensure the health of the mother and the baby. This pregnancy-related care could include lab tests and screening for certain conditions, ultrasound imaging, and necessary support during labor and delivery. Following delivery, the mother may receive post-partum maternal care. Women with a high-risk pregnancy may be subject to a clinical exclusion, and episodes for which the rendering provider of the trigger claim is a maternal fetal medicine (MFM) specialist are also excluded.

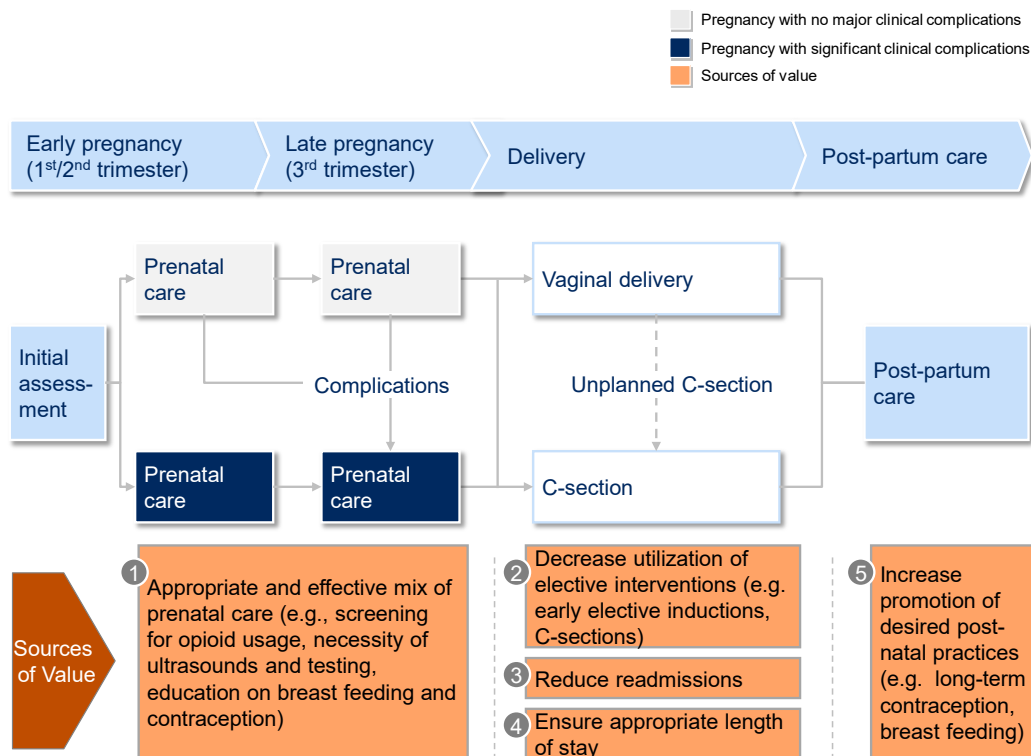
EXHIBIT 1 – TYPICAL PATIENT JOURNEY



2.2 SOURCES OF VALUE

In giving care to expecting perinatal patients, providers have several opportunities to improve the quality and cost of care, as depicted in Exhibit 2. For example, providing an appropriate and effective mix of prenatal care may reduce complications during labor and delivery. The provider can also influence the utilization of elective interventions (e.g., C-sections). During a hospital stay, the provider can influence the use of appropriate support during labor and delivery and a suitable length of stay. In the post-partum period, the provider can ensure appropriate post-partum care, including education on desired post-natal practices such as proper nutrition and breast feeding. In general, these practices could reduce the likelihood of avoidable complications, readmissions, and the total cost of perinatal care. Further, providing high-quality care during the perinatal episode may ultimately improve neonate outcomes, which is a major source of value, although this is not captured directly within the perinatal episode.

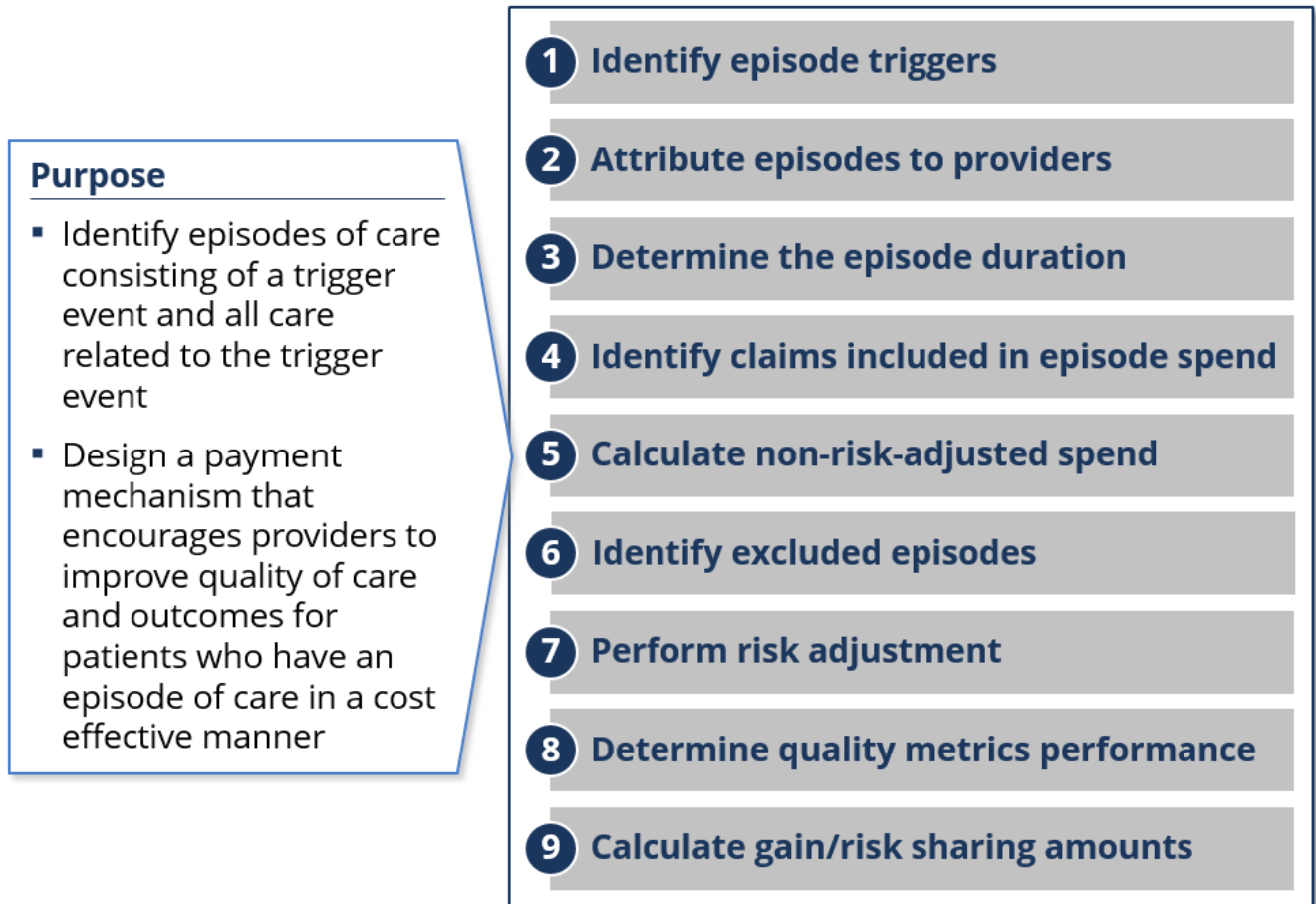
EXHIBIT 2 – SOURCES OF VALUE



2.3 DESIGN DIMENSIONS

Designing and building a perinatal episode comprises nine dimensions, as shown in Exhibit 3. Section 3 provides additional details on the episode data flow.

EXHIBIT 3 – DESIGN DIMENSIONS



2.3.1 Identify episode triggers

A potential trigger for a perinatal episode is a professional claim with delivery procedure code, along with an associated facility claim with a diagnosis code for a live birth. The procedure can take place in an inpatient or outpatient setting.

To avoid an overlap of perinatal episodes, no potential trigger can become an episode trigger during the clean period of a potential trigger for a given patient, i.e., a potential trigger is excluded for being in the clean period of any potential trigger. A chronological approach is taken, and the first potential trigger of a given patient in a reporting period is identified as the earliest (i.e., the furthest in the past) episode trigger. The clean period

starts the day after the episode trigger ends and extends for a time period that equals the duration of the pre-trigger window (maximum duration if a flexible pre-trigger window) plus the duration of the post-trigger window. If there is no pre-trigger window, the clean period is the length of the post-trigger window.

2.3.2 Attribute episodes to providers

The Quarterback (also referred to as the Principal Accountable Provider, or PAP) is the provider deemed to be in the best position to influence the quality and cost of care for a patient during a perinatal episode – here, the clinician or group who performed the delivery. The contracting entity or tax identification number of the professional trigger claim will be used to identify the Quarterback.

2.3.3 Determine the episode duration

The duration of the perinatal episode comprises the pre-trigger window, the trigger window, the post-trigger window, as shown in Exhibit 4. Overall, the duration of the episode is referred to as the episode window.

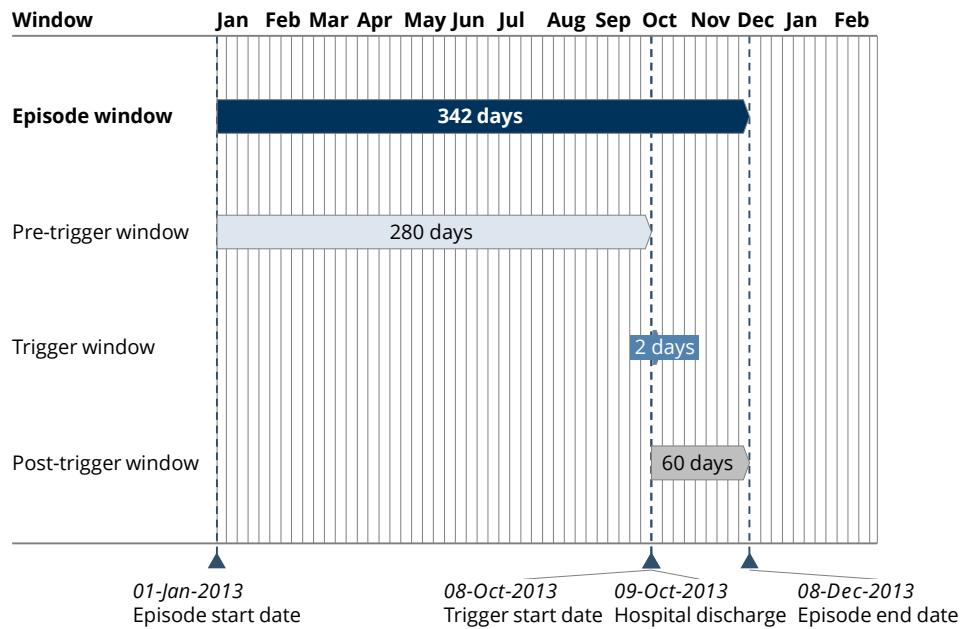
Pre-trigger window: The pre-trigger window begins 280 days prior to the trigger window and ends 1 day prior to the trigger window.

Trigger window: The trigger window spans the duration of the triggering visit or stay.

Post-trigger window: The post-trigger window begins the day after the trigger window and extends for 60 days.

If a hospitalization begins on or before the 60th day of the post-trigger window and extends beyond the 60th day (i.e., is ongoing on the 61st day of the post-trigger window), then the post-trigger window is extended until discharge from the hospitalization. Extending the episode in this way may only occur once per episode window and does not lead to further extensions. See section 6 for the definition of hospitalization.

EXHIBIT 4 – EXAMPLE OF DETERMINING THE EPISODE DURATION



2.3.4 Identify claims included in episode spend

Episode spend is calculated on the basis of claims directly related to the perinatal episode. Claims that are included in the calculation of the episode spend are referred to as included claims. The criteria to identify included claims depend on the type of service they belong to, as well as the time window during which a claim occurs. The following types of service are included in the episode:

Across all windows

- Medication-Assisted Treatment (MAT):** Costs for medication-assisted treatment (MAT) related to the treatment of opioid use disorder is excluded from episode spend. This exclusion encompasses outpatient and professional claim detail lines, inpatient claims, and pharmacy claims with specified HCPCS, CPT, revenue, and NDC codes. The coding definition of this exclusion is in two parts. The first part encompasses a list of MAT-related procedure and revenue codes provided to each Managed Care Organization (MCO) in separate configuration files. The second part encompasses NDC and other revenue and procedure codes listed in the configuration file under 'Medication-Assisted Treatment (MAT) - Excluded Medications', 'Medication-Assisted Treatment (MAT) - Excluded Revenue Codes' and 'Medication-Assisted Treatment

(MAT) - Excluded Surgical and Medical Procedures.' For certain procedure codes, a modifier to be used in conjunction with the procedure code may be provided. This exclusion of claims or claim detail lines takes precedence over any other inclusion logic.

- **Maternity quality payment initiatives spend exclusion:** Costs of services related to TennCare's maternity quality payment initiatives are excluded from episode spend. This spend exclusion encompasses costs of completing the pregnancy notification form, completing postpartum visit for uncomplicated care, and completing mental health screening.

Pre-trigger window

For this episode, claims and claim detail lines assigned to the pre-trigger window are included if they are also assigned to one of the following types of services:

- **Related medical claims:** Inpatient, outpatient, and professional claims or claim detail lines with ICD-9 or ICD-10 diagnosis codes for medical claims related to the pregnancy are included in the pre-trigger window.
- **Related medications:** All of the mother's pharmacy claims that do not contain an excluded HIC3 group are included in the pre-trigger window.
- **Specific excluded diagnoses:** If an inpatient, outpatient, or professional claim contains an ICD-9 or ICD-10 diagnosis codes for specific excluded diagnoses, then the claim or claim detail line is an excluded claim or claim detail line in the pre-trigger window.
- **Specific excluded medications:** If a pharmacy claim contains a HIC3 code for specific excluded medications, the claim is an excluded claim in the pre-trigger window.
- **Specific excluded surgical and medical procedures:** If an outpatient or professional claim detail line contains a CPT procedure code for specific excluded procedures, the claim detail line is an excluded claim detail line in the pre-trigger window.
- **Specific excluded revenue codes:** If an inpatient or outpatient claim contains a revenue code for specified revenue code exclusions, the claim or claim detail line is an excluded claim or claim detail line in the pre-trigger window.
- **Specific excluded transportation:** If an outpatient or professional claim contains a HCPCS procedure code for specific excluded transportation, the claim detail line is an excluded claim detail line in the pre-trigger window.

Trigger window

For this episode, claims and claim detail lines assigned to the trigger window are included if they are also assigned to one of the following types of services:

- **All medical services:** All inpatient, outpatient, and professional claims and claim detail lines assigned to the trigger window are included.
- **Related medications:** All of the mother's pharmacy claims that do not contain an excluded HIC3 group are included in the trigger window.
- **Specific excluded diagnoses:** If an inpatient, outpatient, or professional claim contains an ICD-9 or ICD-10 diagnosis codes for specific excluded diagnoses, then the claim or claim detail line is an excluded claim or claim detail line in the trigger window.
- **Specific excluded medications:** If a pharmacy claim contains a HIC3 code for specific excluded medications, the claim is an excluded claim in the trigger window.
- **Specific excluded surgical and medical procedures:** If an outpatient or professional claim detail line contains a CPT procedure code for specific excluded procedures, the claim detail line is an excluded claim detail line in the trigger window.
- **Specific excluded revenue codes:** If an inpatient or outpatient claim contains a revenue code for specified revenue code exclusions, the claim or claim detail line is an excluded claim or claim detail line in the trigger window.
- **Specific excluded transportation:** If an outpatient or professional claim contains a HCPCS procedure code for specific excluded transportation, the claim detail line is an excluded claim detail line in the trigger window.

Post-trigger window

For this episode, claims and claim detail lines assigned to the post-trigger window are included if they are also assigned to one of the following types of services:

- **Specific care after discharge:** Hospitalizations, outpatient, and professional claims with ICD-9 or ICD-10 diagnosis codes for specific care after discharge directly related to the pregnancy are included in the post-trigger window.
- **Related medications:** All of the mother's pharmacy claims that do not contain an excluded HIC3 group are included in the post-trigger window.
- **Specific excluded diagnoses:** If an inpatient, outpatient, or professional claim contains an ICD-9 or ICD-10 diagnosis codes for specific excluded diagnoses, then the

claim or claim detail line is an excluded claim or claim detail line in the post-trigger window.

- **Specific excluded medications:** If a pharmacy claim contains a HIC3 code for specific excluded medications, the claim is an excluded claim in the post-trigger window.
- **Specific excluded surgical and medical procedures:** If an outpatient or professional claim detail line contains a CPT procedure code for specific excluded procedures, the claim detail line is an excluded claim detail line in the post-trigger window.
- **Specific excluded revenue codes:** If an inpatient or outpatient claim contains a revenue code for specified revenue code exclusions, the claim or claim detail line is an excluded claim or claim detail line in the post-trigger window.
- **Specific excluded transportation:** If an outpatient or professional claim contains a HCPCS procedure code for specific excluded transportation, the claim detail line is an excluded claim detail line in the post-trigger window.

2.3.5 Calculate non-risk-adjusted episode spend

The episode spend is the amount that reflects the totality of all costs included in the episode. The episode spend reflects the paid amount plus patient cost share for included claims. Since the totality of spend for included claims is not risk-adjusted, it is referred to as non-risk-adjusted episode spend.

2.3.6 Identify excluded episodes

Episode exclusions ensure that episodes are comparable to each other and allow fair comparisons between patient panels. After all exclusions that identify invalid episodes have been applied, a set of valid episodes remains. The valid episodes form the basis to assess the performance of Quarterbacks.

■ Business exclusions

- **Third-party liability:** An episode is excluded if third-party liability payments are present on any claim (included or not included) during the episode window.
- **Dual eligibility:** An episode is excluded if a patient has dual coverage by Medicaid and Medicare at any time during the episode window.
- **FQHC/RHC:** An episode for which the quarterback is an FQHC or RHC is excluded.

- **No PAP ID:** An episode is excluded if it cannot be associated with a corresponding PAP ID.
- **Incomplete episodes:** An episode is excluded if either:
 - The triggering professional claim spend is less than or equal to 0.
 - It is within the bottom 2.5% of all episodes with the lowest non-risk-adjusted episode spend (not the risk-adjusted episode spend), without taking into account episodes where the triggering professional claim spend is less than or equal to (\leq) 0. This threshold will be finalized at the same time as the gain and risk sharing threshold.
- **No associated facility claim:** An episode is excluded if the triggering professional delivery claim has no associated facility claim, based on criteria specified in Section 4.1.2.
- **Overlapping episodes:** An episode may be excluded if its included spend overlaps with another episode during their episode windows where the same Principal Accountable Provider is serving the same patient. The exclusion rule follows a set of conditions outlined in detail in Section 4.6.
- **Clinical exclusions**
 - **Different care pathway:** An episode is excluded if the patient has one or more conditions that would lead to a different care pathway. Codes that indicate a different care pathway are searched for on inpatient, outpatient, and professional claims during a specified length of time, as detailed in the configuration file. For the perinatal episode, some examples of conditions that would lead to a different care pathway include:
 - COVID-19
 - Department of Children's Services (DCS) custody
 - Active cancer management
 - Blood clotting disorders such as hemophilia
 - HIV
 - Multiple Sclerosis
 - Three or more gestations

- No Claims Assigned to Pre-trigger window: Episodes that have no assigned and paid claims (except for pharmacy claims) in the pre-trigger window are excluded

The detailed list of codes and time windows for exclusions is given in the configuration file under "Clinical - (condition for exclusion)".

■ Patient exclusions

- **Age:** An episode is excluded if the patient is younger than 12 (<12) years of age or older than 64 (>64) years of age on the day of the triggering event. See section 6 for the definition of member age.
- **Death:** An episode is excluded if the patient has a *patient discharge status* of "expired" on any inpatient or outpatient claim assigned to the episode window. The claim may be an included claim or not.
- **Left Against Medical Advice:** An episode is excluded if a patient has a discharge status of "left against medical advice or discontinued care" on any inpatient or outpatient claim during the episode window. The claim may be an included claim or not.

■ High-cost outlier

- An episode is excluded if the risk-adjusted episode spend (not the non-risk-adjusted episode spend) is greater than the high outlier threshold. The high outlier threshold is set at three standard deviations above the average risk-adjusted episode spend for valid episodes. This threshold will be finalized at the same time as the gain and risk sharing thresholds. Because this exclusion uses the risk-adjusted episode spend, it is the only exclusion that takes place after the risk adjustment process.

■ Maternal Fetal Medicine (MFM) exclusion

- Episodes for which the rendering provider of the trigger claim is a maternal fetal medicine (MFM) specialist are excluded. Programmers can use one of two methods to identify MFM providers, either the individual or groups (of individuals) taxonomy code of 207VM0101X or from a list of known MFMs.

2.3.7 Perform risk adjustment

Quarterbacks are compared based on their performance on quality metrics and based on the average spend for their episodes. Risk adjustment is one of the mechanisms that we use to achieve a fair comparison in episode spend across Quarterbacks.

Risk factors and risk coefficients are identified using a statistical model that tests for correlation between factors and episode cost. The estimated risk coefficients are used to calculate a risk score for each episode given the risk factors that are present for the episode. The non-risk-adjusted episode spend is adjusted by the risk score to arrive at the risk-adjusted episode spend.

The final risk adjustment methodology decisions will be made at the discretion of the payer after analyzing the data. Because each payer runs its own risk adjustment model based on cost and there are variations in the population covered by each payer, the risk factors may vary across payers.

2.3.8 Determine quality metrics performance

A Quarterback must pass all quality metrics tied to gain sharing to be eligible for gain sharing. Quarterbacks receive information on additional quality metrics that allow them to assess their performance but that do not affect their eligibility to participate in gain sharing. The quality metrics are based on information contained in the claims filed for each patient, and some might be based on other information sources. Risk sharing is not dependent on the Quarterback meeting any quality metrics. Setting thresholds for the quality metrics is beyond the scope of this DBR hence thresholds will be set and provided separately.

- **Quality metrics tied to gain sharing** (also referred to as threshold quality metrics):
 - Screening for HIV: Percent of valid episodes where the patient is screened for HIV within the episode window (higher rate indicative of better performance).
 - Primary C-section: Percent of valid episodes where the patient undergoes a C-section within the trigger window without a history of prior C-section (lower rate indicative of better performance).
 - Screening for hepatitis C: Percent of valid episodes where the patient has a hepatitis C code reflecting screening, diagnosis, or management within the episode window (higher rate indicative of better performance).

- **Quality metrics not tied to gain sharing** (i.e., included for information only):
 - Screening for gestational diabetes: Percent of valid episodes where the patient is screened for gestational diabetes within the episode window (higher rate indicative of better performance).
 - Tdap vaccination: Percent of valid episodes where the patient is given a Tdap vaccination within the episode window (higher rate indicative of better performance).
 - C-section: Percent of valid episodes where the patient undergoes a C-section within the trigger window (lower rate indicative of better performance).
 - Percent of valid episodes with diagnosis of diabetes where the patient receives services from a Maternal Fetal Medicine (MFM) provider during the episode window (rate not indicative of performance)
 - Routine Postpartum Care (one visit): Percent of valid episodes where the patient has one postpartum visits within the post-trigger window (60 days after the trigger window) plus additional 24 days after the end of the episode window (61 to 84 days after the trigger window).
 - Routine Postpartum Care (two visits): Percent of valid episodes where the patient has two postpartum visits within the post-trigger window (60 days after the trigger window) plus additional 24 days after the end of the episode window (61 to 84 days after the trigger window).
 - Mental Health Screening: Percent of valid episodes where the patient receives a mental health screening within the episode window.

2.3.9 Calculate gain/risk sharing amounts

During the initial implementation phase the payer will send provider reports to Quarterbacks to inform them about their performance in the episode-based payment model.

The performance of Quarterbacks in the episode-based payment model will be linked to payments at the end of an annual performance period. The description below outlines the approach of linking Quarterbacks' performances to payments. Gain/risk sharing is determined based on the comparison of the average *risk-adjusted episode spend* of each

Quarterback over the course of the performance period in three pre-determined thresholds. The thresholds and their meaning for gain or risk sharing are:

- **Acceptable threshold:** Quarterbacks with average *risk-adjusted episode spend* above the acceptable threshold owe a risk sharing payment.
- **Commendable threshold:** Quarterbacks with average *risk-adjusted episode spend* below the commendable threshold that meet the quality metrics tied to gain sharing receive a gain sharing payment.
- **Gain sharing limit threshold:** Quarterbacks with average *risk-adjusted episode spend* below the gain sharing limit threshold and that pass the quality metrics tied to gain sharing receive a gain sharing payment up to a specified limit.

Quarterbacks with average *risk-adjusted episode spend* between the acceptable and commendable thresholds neither owe a risk sharing payment nor receive a gain sharing payment.

The gain or risk sharing payment of each Quarterback is calculated based on episodes that ended during the performance period. Quarterbacks receive reports about their performance in the episode-based payment model every quarter. Payments are made once a year. All Quarterbacks (not only those with valid episodes) receive a provider report.

The payers and providers share a portion of the losses/gains in the episode-based payment model. The calculation of the gain or risk sharing payment is as follows:

- **Risk sharing:** Quarterbacks who owe a risk sharing payment pay 50% of the difference between the acceptable threshold and the average *risk-adjusted episode spend* of the Quarterback, multiplied by the number of valid episodes of the Quarterback in the reporting period.
- **Gain sharing:**
 - **Quarterbacks below the commendable and above the gain sharing limit:** Quarterbacks receive 50% of the difference between the commendable threshold and the average risk-adjusted episode spend of the Quarterback, multiplied by the number of valid episodes of the Quarterback in the reporting period.
 - **Quarterbacks below the gain sharing limit:** Quarterbacks receive 50% of the difference between the commendable threshold and the gain sharing limit

threshold, multiplied by the number of valid episodes of the Quarterback in the reporting period.

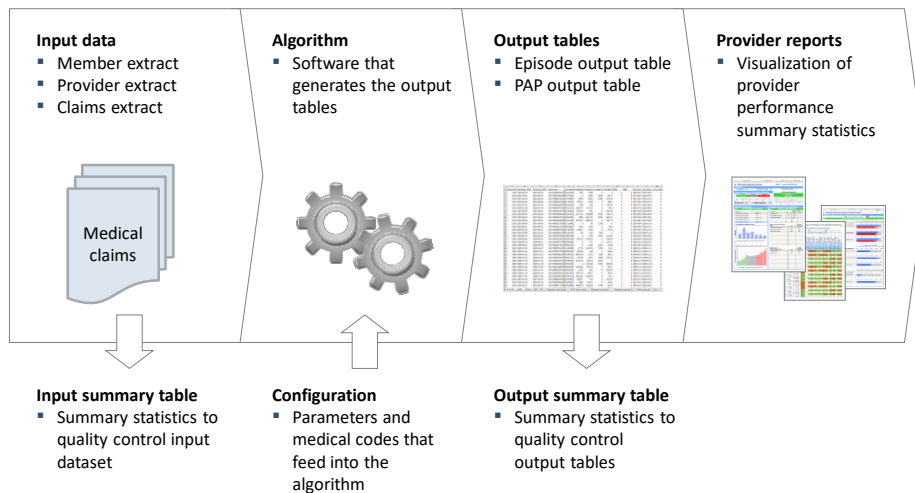
3 Episode data flow

The analytics underlying an episode-based payment model are performed by an episode algorithm. The algorithm takes an input dataset, transforms the data in accordance with the intent of the episode design, and produces a set of output tables (Exhibit 5). The output tables are used to create provider reports.

Several of the episode design dimensions require input parameters such as age ranges, and medical codes such as diagnosis, procedure, and medication codes to specify the intent of the episode. The parameters and medical codes are provided in the configuration file.

It is recommended that the episode data flow includes two elements for quality assurance: (1) An input summary table to assess the content and quality of the input dataset. (2) An output summary table to assess the content and quality of the output tables.

EXHIBIT 5 – EPISODE DATA FLOW



3.1 INPUT DATA

To build an episode, the following input data are needed:

- **Member Extract:** List of patients and their health insurance enrollment information.
- **Provider Extract:** List of participating providers and their addresses.
- **Claims Extract:** Institutional claims (UB-04 claim form), professional claims (CMS1500 claim form), and pharmacy claims (NCPDP claim form) at the patient level.

The table below lists the required input fields using the input data field names and a description of these. Sections 4 and 5 describe the use of each input field. In these sections, input fields are referred to by the “Source field name in DBR” and written in italics.

Tables – Input data fields

Member Extract:

Source field name in DBR	Description
Member ID	Unique member identifier
Member Name	Member name
Eligibility Start Date	First date member is eligible for coverage by payer
Eligibility End Date	Last date member is eligible for coverage by payer
Date Of Birth	Member date of birth

Provider Extract:

Source field name in DBR	Description
Contracting Entity Name	Contracting entity name
Contracting Entity	Unique identifier of provider by contracting entity
Provider Name	Provider name
Provider ID	Unique identifier of provider

Claims Extract:

Source field name in DBR	Description
Internal Control Number	Unique claim identifier
Type Of Bill	Type of bill
Member ID	Unique member identifier
Billing Provider ID	Unique billing provider identifier
Detail Rendering Provider ID	Unique detail rendering provider identifier
Attending Provider NPI	Attending provider National Provider Identifier
Header From Date Of Service	Date on which service begins on claim header
Header To Date Of Service	Date on which service ends on claim header

Source field name in DBR	Description
Detail From Date Of Service	Date on which service begins on claim detail line
Detail To Date Of Service	Date on which service ends on claim detail line
Admission Date	Admission date
Patient Discharge Status	Patient discharge status
Header Diagnosis Code	All diagnosis codes on claim header
Header Surgical Procedure Code	All surgical procedure codes on claim header
Detail Procedure Code	Procedure code on claim detail line
All Modifiers	All procedure code modifiers on claim detail line
Place Of Service	Place of service
National Drug Code	National drug code
Header Paid Amount	Header paid amount
Detail Paid Amount	Detail paid amount
Header TPL Amount	Header third party liability amount
Detail TPL Amount	Detail third party liability amount
Revenue Code	Revenue code
Patient Cost Share	Patient cost share amount

The date range for the episode input data has to include claims which were submitted for services provided during the defined episode reporting period as well as for those which occurred during the 15 months preceding the reporting period. Claims from the 15 months preceding the reporting period are needed to allow for identification of risk factors and comorbidities as well as to provide sufficient input data to identify the episode start date for the first episodes that end during the reporting period.

The input data has to contain only unique and paid claims. It is the responsibility of each payer to apply appropriate methods to ensure that all claims in the input data are valid, de-duplicated, and paid. Payers should use denied claims for the purpose of determining quality metrics performance.

If the value of an input field from the Claims Extract that is required to build an episode is missing or invalid, then the corresponding claim is ignored when building the episode. For example, a claim that would be a potential trigger, but is missing the *Header From Date Of Service*, cannot be a potential trigger.

3.2 EPISODE ALGORITHM AND DETAILED DESCRIPTION

The intent of the episode algorithm is detailed in the Episode agnostic algorithm logic (section 4) and perinatal episode detailed description (section 5) of the DBR. Section 4 contains general elements of the episode algorithm that must be used in conjunction with section 5, as section 5 contains the specific details for the episode described in this DBR.

3.3 CONFIGURATION FILE

The parameters and medical codes needed to define the episode are listed in the configuration file, which is provided as an attachment to the DBR. The file includes:

- **Parameters sheet:** Values for parameters used in the episode, for example the duration of the post-trigger window.
 - Episode: Name of episode, i.e., Perinatal
 - Design Dimension: Episode design dimension, e.g., Determine the episode duration
 - Parameter Description: Description of the parameter, e.g., Duration Of Post-trigger Window
 - Parameter Value: Value of the parameter, e.g., 60
 - Parameter Unit of Measure: Unit of measure of the parameter, e.g., Days
- **Code sheet:** Medical codes used in the episode, such as trigger diagnosis or procedure codes, and codes to identify included claims. The columns contained in the code sheet are:
 - Episode: Name of episode, i.e., Perinatal
 - Design Dimension: Episode design dimension, e.g., Determine Quality Metrics Performance
 - Subdimension: Grouping of codes used for a specific purpose within the design dimension, e.g., Bacteriuria screening
 - Time Period: Time for which the code is relevant, e.g., During Episode Window
 - Code Type: Code system to which the code belongs to, e.g., CPT
 - Code Group: Code group level classification, e.g., Pathology and laboratory
 - Code Description: Code detailed description, e.g., Urine screen for bacteria
 - Code: Code number, e.g., 81007

Sections 4 and 5 of the DBR explain the intended use of the parameters and medical codes by the episode algorithm. References to medical codes in the configuration file are made using the name for the relevant design dimension subcategory (subdimension) in the code sheet of the configuration file. References to parameters in the configuration file are made using the name for the relevant design dimension in the parameters sheet of the configuration file.

The code sheet may contain CPT codes. CPT is a registered trademark of the American Medical Association (AMA). Vendor purchases one single CPT distribution license for the configuration file of each episode that is delivered to a recipient. If its recipient wishes to further distribute a configuration file, it is the recipient's responsibility to comply with AMA CPT license requirement.

3.4 OUTPUT TABLES

Using the input data tables and the configuration file, an episode algorithm creates two output tables: the episode output table and the Principal Accountable Provider (also referred to as PAP or Quarterback) output table. The Episode agnostic algorithm logic (section 4) and Perinatal episode detailed description (section 5) describe the definition of each output field. In these sections output fields are referred to by the output field names provided in the tables below and are written in italics.

3.4.1 Episode output table

The episode output table contains the set of episodes identified by the algorithm and the characteristics of each episode. The table "Episode Output Table" below lists the required output fields.

Table – Episode Output Table

Design dimension	Output field name	Report template name
1 – Identify episode triggers	Facility Trigger Claim ID	N/A
1 – Identify episode triggers	Facility Trigger Claim Type	N/A
1 – Identify episode triggers	Professional Trigger Claim ID	N/A

Design dimension	Output field name	Report template name
1 – Identify episode triggers	Member ID	N/A
1 – Identify episode triggers	Member Name	Patient Name
1 – Identify episode triggers	Member Age	N/A
1 – Identify episode triggers	Associated Facility Claim ID	N/A
1 – Identify episode triggers	Associated Facility Claim Type	N/A
2 – Attribute episodes to providers	PAP ID	Provider Code
2 – Attribute episodes to providers	Rendering Provider ID	N/A
2 – Attribute episodes to providers	Rendering Provider Name	N/A
3 – Determine the episode duration	Episode Start Date	Episode Start Date
3 – Determine the episode duration	Episode End Date	Episode End Date
3 – Determine the episode duration	Pre-Trigger Window Start Date	N/A
3 – Determine the episode duration	Pre-Trigger Window End Date	N/A
3 – Determine the episode duration	Trigger Window Start Date	N/A
3 – Determine the episode duration	Trigger Window End Date	N/A
3 – Determine the episode duration	Post-trigger Window Start Date	N/A
3 – Determine the episode duration	Post-trigger Window End Date	N/A
4 – Identify claims included in episode spend	Count of Included Claims	# Claims
5 – Calculate non-risk-adjusted spend	Non-risk-adjusted Episode Spend	Non-adjusted cost

Design dimension	Output field name	Report template name
5 – Calculate non-risk-adjusted spend	By Pre-trigger Window	N/A
5 – Calculate non-risk-adjusted spend	By Trigger Window	N/A
5 – Calculate non-risk-adjusted spend	By Post-trigger Window	N/A
5 – Calculate non-risk-adjusted spend	By Inpatient facility	Inpatient facility
5 – Calculate non-risk-adjusted spend	By Emergency department or observation	Emergency department or observation
5 – Calculate non-risk-adjusted spend	By Outpatient facility	Outpatient facility
5 – Calculate non-risk-adjusted spend	By Inpatient professional	Inpatient professional
5 – Calculate non-risk-adjusted spend	By Outpatient laboratory	Outpatient laboratory
5 – Calculate non-risk-adjusted spend	By Outpatient radiology	Outpatient radiology
5 – Calculate non-risk-adjusted spend	By Outpatient professional	Outpatient professional
5 – Calculate non-risk-adjusted spend	By Other	Other
5 – Calculate non-risk-adjusted spend	By Pharmacy	Pharmacy
7 – Perform risk adjustment	Risk-adjusted Episode Spend	N/A
7 – Perform risk adjustment	Same breakdown as for Non-risk-adjusted Episode Spend	
7 – Perform risk adjustment	Risk Factor <risk factor number>	Episode risk factor
7 – Perform risk adjustment	Episode Risk Score	N/A
6 – Identify excluded episodes	Any Exclusion	N/A
6 – Identify excluded episodes	Exclusion Third-party Liability	Patient has third-party liability charges

Design dimension	Output field name	Report template name
6 – Identify excluded episodes	Exclusion Dual Eligibility	Patient has dual coverage of primary medical services
6 – Identify excluded episodes	Exclusion FQHC/RHC	Episodes for which the quarterback is an FQHC or RHC are excluded.
6 – Identify excluded episodes	Exclusion No PAP ID	N/A
6 – Identify excluded episodes	Exclusion Incomplete Episode	Episode data was incomplete
6 – Identify excluded episodes	Exclusion Left Against Medical Advice	Patient has a discharge status of “left against medical advice”
6 – Identify excluded episodes	Exclusion Age	Patients >/< [XX]
6 – Identify excluded episodes	Exclusion Death	Patient died in the hospital during the episode
6 – Identify excluded episodes	Exclusion Different Care Pathway	Risk factor / co-morbidity reference found
6 – Identify excluded episodes	Exclusion High Outlier	Episode exceeds the high cost outlier threshold
6 – Identify excluded episodes	Exclusion Overlapping Episode	Episode has specific overlaps with other episodes
8 – Determine quality metrics performance	Quality Metric 1 Performance	Screening for HIV
8 – Determine quality metrics performance	Quality Metric 2 Performance	Screening for hepatitis C
8 – Determine quality metrics performance	Quality Metric 3 Performance	Primary C-section
8 – Determine quality metrics performance	Quality Metric 4 Performance	Screening for gestational diabetes
8 – Determine quality metrics performance	Quality Metric 5 Performance	Tdap vaccination
8 – Determine quality metrics performance	Quality Metric 6 Performance	C-section
8 – Determine quality metrics performance	Quality Metric 7 Performance	MFM services
8 – Determine quality metrics performance	Quality Metric 8 Performance	Routine Postpartum Care (one visit)

Design dimension	Output field name	Report template name
8 – Determine quality metrics performance	Quality Metric 9 Performance	Routine Postpartum Care (two visits)
8 – Determine quality metrics performance	Quality Metric 10 Performance	Mental Health Screening

3.4.2 PAP output table

The PAP output table contains information about each PAP and their episodes. The table below lists the required output fields.

Table – PAP Output Table

Design dimension	Output field name	Report Template Name
2 – Attribute episodes to providers	PAP ID	Provider Code
2 – Attribute episodes to providers	PAP Name	
2 – Attribute episodes to providers	National Provider Identifier	National Provider Identifier
2 – Attribute episodes to providers	Specialty	
2 – Attribute episodes to providers	Provider Billing ZIP Code	
5 – Calculate non-risk-adjusted spend	Average Non-risk-adjusted PAP Spend	Average episode cost (non-adjusted)
5 – Calculate non-risk-adjusted spend	By Inpatient facility	Inpatient facility
5 – Calculate non-risk-adjusted spend	By Emergency department or observation	Emergency department or observation
5 – Calculate non-risk-adjusted spend	By Outpatient facility	Outpatient facility
5 – Calculate non-risk-adjusted spend	By Inpatient professional	Inpatient professional
5 – Calculate non-risk-adjusted spend	By Outpatient laboratory	Outpatient laboratory
5 – Calculate non-risk-adjusted spend	By Outpatient radiology	Outpatient radiology

Design dimension	Output field name	Report Template Name
5 – Calculate non-risk-adjusted spend	By Outpatient professional	Outpatient professional
5 – Calculate non-risk-adjusted spend	By Other	Other
5 – Calculate non-risk-adjusted spend	By Pharmacy	Pharmacy
5 – Calculate non-risk-adjusted spend	By Pre-trigger window	
5 – Calculate non-risk-adjusted spend	By Trigger window	
5 – Calculate non-risk-adjusted spend	By Post-trigger window	
5 – Calculate non-risk-adjusted spend	Total Non-risk-adjusted PAP Spend	Total cost across episodes
7 – Perform risk adjustment	Average Risk-adjusted PAP Spend	Average episode cost (risk-adjusted)
7 – Perform risk adjustment	By Inpatient facility	Inpatient facility
7 – Perform risk adjustment	By Emergency department or observation	Emergency department or observation
7 – Perform risk adjustment	By Outpatient facility	Outpatient facility
7 – Perform risk adjustment	By Inpatient professional	Inpatient professional
7 – Perform risk adjustment	By Outpatient laboratory	Outpatient laboratory
7 – Perform risk adjustment	By Outpatient radiology	Outpatient radiology
7 – Perform risk adjustment	By Outpatient professional	Outpatient professional
7 – Perform risk adjustment	By Other	Other
7 – Perform risk adjustment	By Pharmacy	Pharmacy
7 – Perform risk adjustment	Total Risk-adjusted PAP Spend	N/A
8 – Determine quality metrics performance	PAP Quality Metric 1 Indicator	Screening for HIV
8 – Determine quality metrics performance	PAP Quality Metric 2 Indicator	Screening for hepatitis C
8 – Determine quality metrics performance	PAP Quality Metric 3 Indicator	C-section
8 – Determine quality metrics performance	PAP Quality Metric 4 Indicator	Screening for gestational diabetes
8 – Determine quality metrics performance	PAP Quality Metric 5 Indicator	Tdap vaccination

Design dimension	Output field name	Report Template Name
8 – Determine quality metrics performance	PAP Quality Metric 6 Indicator	Primary C-section
8 – Determine quality metrics performance	PAP Quality Metric 7 Indicator	MFM services
8 – Determine quality metrics performance	PAP Quality Metric 8 Indicator	Routine Postpartum Care (one visit)
8 – Determine quality metrics performance	PAP Quality Metric 9 Indicator	Routine Postpartum Care (two visits)
8 – Determine quality metrics performance	PAP Quality Metric 10 Indicator	Mental Health Screening
8 – Determine quality metrics performance	Gain Sharing Quality Metric Pass	N/A
9 – Calculate gain/risk sharing amounts	Gain/Risk Sharing Amount	Total gain / risk share
9 – Calculate gain/risk sharing amounts	PAP Sharing Level	Share factor
9 – Calculate gain/risk sharing amounts	Count Of Total Episodes Per PAP	Total episodes
9 – Calculate gain/risk sharing amounts	Count Of Valid Episodes Per PAP	Total episodes included
9 – Calculate gain/risk sharing amounts	Same breakdown as for Average Non-risk-adjusted PAP Spend	

4 Episode agnostic algorithm logic

The algorithm logic forms the basis to code an episode algorithm. Section 4 contains general elements of the episode algorithm that must be used in conjunction with section 5, as section 5 contains the specific details for the episode. Sections 4 and 5 used in conjunction explain the intent of the episode design at a level of granularity that will allow an IT implementation team to create an algorithm that matches the episode design.

4.1 IDENTIFY EPISODE TRIGGERS

The first design dimension of building an episode is to identify triggers.

Episode output fields created: *Facility Trigger Claim ID, Facility Trigger Claim Type, Professional Trigger Claim ID, Member ID, Member Age, Member Name, Associated Facility Claim ID, Associated Facility Claim Type*

As specified in section 5.1, the episode may be triggered by either a professional claim and an associated facility claim, or by a facility claim. The first step in identifying episode triggers is to identify potential triggers, then identifying which of the potential triggers become episode triggers based on clean period logic, and lastly to set the output fields.

4.1.1 Identify potential triggers

■ For episodes triggered by a professional claim and an associated facility claim:

A potential trigger is defined as a professional trigger claim and an associated facility (inpatient and/or outpatient dependent on the episode) claim for the same patient as identified by the same *Member ID*. Professional, inpatient, and outpatient claims are identified based on the input field *Claim Type* as defined in section 6.

The professional trigger claim for the potential trigger must have all of the following conditions:

- The claim has a procedure code for an episode-specific procedure in the input field *Detail Procedure Code* on one or more of its claim detail lines. The configuration file lists the episode-specific procedure codes under “Trigger Procedure”.
- At least one of the claim detail lines with an episode-specific procedure code does not contain a modifier for assistant surgeon, nurse, or discontinued procedure in one of the input fields *All Modifiers*. The configuration file lists the modifiers under “Assistant Surgeon”, “Nurse”, and “Discontinued”.

An associated inpatient claim must meet all of the following conditions:

- The claim has a *Header From Date Of Service* on or before the *Detail From Date Of Service* of the professional trigger claim detail line. It also has a *Header To Date Of Service* on or after the *Detail From Date of Service* of the professional trigger claim detail line.
- The claim has a confirmatory episode-specific diagnosis in the input field *Header Diagnosis Code*. The configuration file lists these diagnosis codes under “Associated Facility”.

An associated outpatient claim must meet all of the following conditions:

- The claim's *Header From Date of Service* is within two days (i.e., as early as two days before or as late as two days after, inclusive) of the *Detail From Date of Service* of the professional trigger claim detail line.
- The claim has a confirmatory episode-specific diagnosis in the input field *Header Diagnosis Code*. The configuration file lists these diagnosis codes under “Associated Facility”.

To address cases where a professional trigger claim detail line is associated with two or more inpatient or outpatient claims, the following hierarchy is used such that each professional trigger claim detail line is unambiguously associated with one inpatient or outpatient claim. Only the inpatient or outpatient claim that has the highest priority is associated with the potential trigger. The inpatient or outpatient claims that are lower in the hierarchy are treated like any other claims during a potential trigger, not like an associated inpatient or outpatient claim.

- An associated inpatient claim and one of the episode-specific ICD-9 or ICD-10 Px procedure codes that are listed in the configuration file under “Trigger Procedure” in the input field *Header Surgical Procedure Code* has highest priority.
- An associated inpatient claim without an episode-specific procedure code has second priority.
- An associated outpatient claim and one of the episode-specific CPT procedure codes that are listed in the configuration file under “Trigger Procedure” in the input field *Detail Procedure Code* of one of its claim detail lines has third priority.
- An associated outpatient claim without an episode-specific procedure code has fourth priority.

Throughout the hierarchy the following rules apply:

- At each step of the hierarchy, if two or more associated inpatient claims meet the required criteria, the inpatient claim with the earliest *Header From Date Of Service* is chosen. If two or more associated inpatient claims meet the required criteria and have the same *Header From Date Of Service*, the inpatient claim belonging to the hospitalization with the latest *Header To Date Of Service* is chosen. If the *Header To Date Of Service* is the same, the inpatient claim with the lower *Internal Control Number* is chosen.
- At each step of the hierarchy, if two or more associated outpatient claims meet the required criteria, the outpatient claim with the earliest minimum *Header From Date Of Service* is chosen. If two or more associated outpatient claims meet the required criteria and have the same minimum *Header From Date Of Service*, the claim with the greater duration is chosen. See section 6 for the definition of duration. If the duration is the same, the outpatient claim with the lower *Internal Control Number* is chosen.

The start date of a potential trigger is the earlier of the *Detail From Date Of Service* of the professional trigger claim detail line or the *Header From Date Of Service/Detail From Date Of Service* of the associated inpatient/outpatient claim. If the professional trigger claim detail line is associated with an inpatient claim, use the *Header From Date of Service*. If the professional trigger claim detail line is associated with an outpatient claim, use the *Detail From Date of Service*. The end date of a potential trigger is the later of the *Detail To Date Of Service* of the professional trigger claim detail line or the *Header To Date Of Service/Detail To Date of Service* of the associated inpatient/outpatient claim. If the professional trigger claim detail line is associated with an inpatient claim, use the *Header To Date of Service*. If the professional trigger claim detail line is associated with an outpatient claim, use the *Detail To Date of Service*.

A specific rule applies for potential triggers where the associated inpatient claim is part of a hospitalization consisting of two or more inpatient claims. See section 6 for the definition of hospitalization. If an associated inpatient claim is part of a hospitalization consisting of two or more inpatient claims, the potential trigger starts on the earlier of the *Detail From Date Of Service* of the professional trigger claim detail line or the *Header From Date Of Service* of the hospitalization that the associated inpatient claim is a part of. The potential trigger ends on the later of the *Detail To Date Of Service* of the

professional trigger claim detail line or the *Header To Date Of Service* of the hospitalization of which the associated inpatient claim is a part.

■ **For episodes triggered by a facility claim:**

A potential trigger is defined as a facility trigger claim. A facility trigger claim can be either an inpatient claim or an outpatient claim that meets the conditions below. Inpatient and outpatient claims are identified based on the input field Claim Type as defined in section 6.

The facility trigger claim must meet one of the following conditions:

- The claim has, in the primary diagnosis field, an episode-specific trigger diagnosis code in the input field *Header Diagnosis Code* and does not have transfer discharge status in the input field *Patient Discharge Status*. The configuration file lists the episode-specific trigger diagnosis codes under “Trigger Diagnosis” and the transfer discharge status codes under “Hospitalization – Transfer”.
- The claim has an episode-specific contingent trigger diagnosis code in the primary diagnosis field, as well as an episode-specific trigger diagnosis code in any of the secondary diagnosis fields and does not have transfer discharge status in the input field *Patient Discharge Status*. The configuration file lists the contingent trigger diagnosis codes under “Contingent Trigger Diagnosis”, the trigger diagnosis codes under “Trigger Diagnosis”, and the transfer discharge status codes under “Hospitalization – Transfer”.

In addition, an outpatient claim must also meet the following condition to be a facility trigger claim:

- The claim has an episode-specific trigger *revenue code* in the input field *Revenue Code*. The configuration file lists the trigger *revenue codes* under “Trigger Revenue”.

The start date of a potential trigger is the *Header From Date Of Service* of the facility trigger claim (if the trigger claim is an inpatient claim) or the earliest *Detail From Date Of Service* of the facility trigger detail lines (if the trigger claim is an outpatient claim). The end date of a potential trigger is the *Header To Date Of Service* of the facility trigger claim (if the trigger claim is an inpatient claim) or the latest *Detail To Date Of Service* of the facility trigger detail lines (if the trigger claim is an outpatient claim).

A specific rule applies for potential triggers where the inpatient claim is part of a hospitalization consisting of two or more inpatient claims. See section 6 for the

definition of hospitalization. If an inpatient claim is part of a hospitalization consisting of two or more inpatient claims, the potential trigger starts on the *Header From Date Of Service* of the hospitalization of which the trigger inpatient claim is a part. The potential trigger ends on the *Header To Date Of Service* of the hospitalization of which the inpatient trigger claim is a part.

4.1.2 Identify episode triggers based on clean period

For a potential trigger (potential professional trigger claim or potential facility trigger claim) to become an episode trigger, its start date cannot fall into the clean period of another potential trigger for the same patient. A chronological approach is taken, and the first potential trigger of a given patient is identified as the earliest (i.e., the furthest in the past) episode trigger. The clean period starts the day after the potential trigger end date and extends for the entirety of the post trigger window plus the number of days equal to the maximum time window allowed for the pre-trigger window (i.e. if fixed, the fixed length, if flexible, the maximum possible number of days). For example:

- If an episode has a flexible pre-trigger window that may be as long as 90 days, and a post-trigger window of 30 days, the clean period for this episode will be 120 days.
- However, if an episode has a fixed pre-trigger window of 30 days, and a post-trigger window of 30 days, the clean period for this episode will be 60 days.

The chronological process continues, and the next potential trigger for that patient that falls after the clean period (i.e., the furthest in the past but after the clean period) constitutes the second trigger.

This process of setting episode windows continues for each patient until the last episode window that ends during the input data date range is defined. The lengths of the pre-trigger and post-trigger windows are listed as parameters in the configuration file under "03 – Determine The Episode Duration".

If two or more potential triggers of the same patient overlap, i.e., the start date of one potential trigger falls between the start date and the end date (inclusive) of one or more other potential triggers of the same patient, then only one of the overlapping potential triggers is chosen as an episode trigger. The following hierarchy is applied to identify the one potential trigger out of two or more overlapping potential triggers that is assigned as episode trigger:

- **For episodes triggered by a professional claim and an associated facility claim:**

- The potential trigger with the earliest start date has highest priority.
- If there is a tie, the potential trigger with the latest end date is selected.
- If there is still a tie, the potential trigger with the earliest *Detail From Date Of Service* for the professional trigger claim detail line with the episode-specific procedure is selected.
- If there is still a tie, the potential trigger with the lowest *Internal Control Number* on the professional trigger claim with the episode-specific procedure is selected.

■ **For episodes triggered by a facility claim:**

- A potential trigger with an inpatient facility trigger claim has highest priority and takes precedence over an outpatient facility trigger claim.
- If two or more potential triggers with inpatient facility trigger claims overlap, the potential trigger with the earliest start date has highest priority. If there is a tie, the potential trigger with the latest end date is selected. If there is still a tie, the potential trigger with the lowest *Internal Control Number* on the inpatient trigger claim is chosen.
- If two or more potential triggers with outpatient facility trigger claims overlap, the potential trigger with the earliest start date has highest priority. If there is a tie, the potential trigger with the latest end date is selected. If there is still a tie, the potential trigger with the lowest *Internal Control Number* on the outpatient trigger claim is chosen.

Apply clean period logic after the associated facility is assigned but before any episode-specific logic regarding the associated facility. For example, for the percutaneous coronary intervention (PCI) episodes, apply clean period logic before identifying an episode as acute or non-acute. This means that acute and non-acute potential triggers can disqualify each other as part of the clean period logic. See section 2.3.1 for guidance on the clean period.

4.1.3 Setting output fields

■ **For episodes triggered by a professional claim and an associated facility claim:**

The output field *Professional Trigger Claim ID* is set to the input field *Internal Control Number* of the professional claim that identifies the episode trigger. The output field *Associated Facility Claim ID* is the input field *Internal Control Number* of the associated facility claim that identifies the episode trigger. The output field *Associated Facility Claim*

Type is the input field Claim Type, as defined in section 6, of that associated facility claim.

- **For episodes triggered by a facility claim:**

The output field *Facility Trigger Claim ID* is set to the input field *Internal Control Number* of the episode trigger. The output field *Facility Trigger Claim Type* is the input field Claim Type, as defined in section 6, of the episode trigger.

For both episodes triggered by either a professional claim and an associated facility claim or a facility claim, the output field *Member ID* is set to the input field *Member ID* of the episode trigger. The output field *Member Name* is set to the input field *Member Name* from the Member Extract. The output field *Member Age* is set using the definition for *Member Age* provided in section 6.

Not all output fields are created for all episodes, e.g., the output field Associated Facility Claim is not set for episodes triggered by a facility claim.

4.2 ATTRIBUTE EPISODES TO PROVIDERS

The second design dimension in building an episode is to attribute each episode to a Principal Accountable Provider (also referred to as PAP or Quarterback).

Episode output field created: *PAP ID, PAP Name, Rendering Provider ID, Rendering Provider Name, Attending Provider NPI*

PAP output fields created: *PAP ID, PAP Name*

As specified in section 5.2, the PAP may be a clinician or a facility:

- **Clinician PAP:** If the PAP is the clinician who performed the procedure, the output field *PAP ID* is set using the input field *Contracting Entity* of the Provider Extract associated to the *Billing Provider ID* on the Trigger Professional Claim ID.
- **Facility PAP:** If the PAP is the facility where the procedure was performed, the output field *PAP ID* is set using the input field *Contracting Entity* of the Provider Extract associated to the *Billing Provider ID* on the Trigger Facility Claim ID.

The output field *Rendering Provider ID* is set differently depending on whether there is a clinician or facility PAP. If the PAP is a facility, it also differs based on being outpatient or inpatient.

- **Clinician PAP:** If the PAP is a clinician, the output field *Rendering Provider ID* is set using the input field *Detail Rendering Provider ID* of the professional trigger claim detail line that is used to set the Trigger Professional Claim ID. The output field *Rendering Provider Name* is added from the Provider Extract using the input field *Provider Name*. The output field *PAP Name* is added from the Provider Extract using the input field *Contracting Entity Name*.
- **Outpatient Facility PAP:** If the PAP is an outpatient facility, the output field *Rendering Provider ID* is set using the input field *Detail Rendering Provider ID* of the facility trigger claim that is used to set the Trigger Facility Claim ID. The output field *Rendering Provider Name* is added from the Provider Extract using the input field *Provider Name*. The output field *PAP Name* is added from the Provider Extract using the input field *Contracting Entity Name*.
- **Inpatient Facility PAP:** If the PAP is an inpatient facility, the output field *Rendering Provider ID* is set using the input field *Attending Provider NPI* of the facility trigger claim that is used to set the Trigger Facility Claim ID. The output field *Rendering Provider Name* is added from the Provider Extract using the input field *Provider Name*. The output field *PAP Name* is added from the Provider Extract using the input field *Contracting Entity Name*.

4.3 DETERMINE THE EPISODE DURATION

The third design dimension of building an episode is to define the duration of the episode.

Episode output fields created: *Pre-Trigger Window Start Date, Pre-Trigger Window End Date, Trigger Window Start Date, Trigger Window End Date, Post-Trigger Window Start Date, Post-Trigger Window End Date, Episode Start Date, Episode End Date*

The following time windows are of relevance in determining the episode duration:

- **Pre-trigger window:** As specified in section 5.3, the pre-trigger window may be flexible or fixed:
 - **Flexible pre-trigger window:** For episodes with a flexible pre-trigger window, the duration of the pre-trigger window is dependent on when the patient had his/her first interaction with the PAP within a specified number of days (x days) prior to the trigger.

If there are no professional claims with a *Header From Date of Service* between the xth day prior (inclusive) and one (1) day before the *Trigger Window Start Date*, where

the input field *Contracting Entity* of the associated *Billing Provider ID* on the claim is the same as the episode output field *PAP ID*, then the *Pre-Trigger Window Start Date* is left blank and the *Pre-Trigger Window End Date* is left blank, hence there is no pre-trigger window. See sections 4.2 and 5.2 for determining the output field *PAP ID*.

If there is only one professional claim with a *Header From Date of Service* between the x^{th} day prior (inclusive) and one (1) day before the *Trigger Window Start Date*, where the input field *Contracting Entity* associated to the *Billing Provider ID* on the claim is the same as the episode output field *PAP ID*, then the *Pre-Trigger Window Start Date* is set to the *Header From Date of Service* of that claim.

If there are two or more professional claims with a *Header From Date of Service* between the x^{th} day prior (inclusive) and one (1) day before the *Trigger Window Start Date*, where the input field *Contracting Entity* associated to the *Billing Provider ID* on the claim is the same as the episode output field *PAP ID*, then the *Pre-Trigger Window Start Date* is set to the earliest *Header From Date of Service* of those claims.

The maximum length of the flexible pre-trigger window (x days) is given as a parameter in the configuration file under “03 – Determine The Episode Duration”

- **Fixed pre-trigger window:** For episodes with a fixed pre-trigger window, the duration of the pre-trigger window is fixed at a specified number of days prior (inclusive) to one (1) day before the *Trigger Window Start Date*. The specific number of days is given as a parameter in the configuration file under “03 – Determine The Episode Duration”. The output field *Pre-Trigger Window End Date* is set to one (1) day before the *Trigger Window Start Date*. The *Pre-Trigger Window Start Date* is also the *Episode Start Date*.
- **Trigger window:** The output fields *Trigger Window Start Date* and *Trigger Window End Date* are set using the episode trigger start and end dates, which are defined in section 4.1.
- **Post-trigger window:** The output field *Post-Trigger Window Start Date* is set to the day after the *Trigger Window End Date*. The output field *Post-trigger Window End Date* is set to the x^{th} day after the *Trigger Window End Date* (for a post-trigger window of x days duration). The value for the post-trigger window duration (x days) is provided as a parameter in the configuration file under “03 – Determine The Episode Duration”. The duration for the post-trigger window is provided relative to the *Trigger Window End Date*. The *Post-trigger Window End Date* is also the *Episode End Date*.

If a hospitalization is ongoing on the x^{th} day of the post-trigger window, the *Post-Trigger Window End Date* is set to the Header End Date of the hospitalization. A hospitalization is ongoing on the x^{th} day of the post-trigger window if the hospitalization has a Header Start Date during the first x days of the post-trigger window and a Header End Date beyond the first x days of the post-trigger window. If more than one hospitalization is ongoing on the x^{th} day of the post-trigger window, the latest Header End Date present on one of the hospitalizations sets the *Post-trigger Window End Date*. The extension of the post-trigger window due to a hospitalization may not lead to further extensions, i.e., if the post-trigger window is set based on the *Header To Date Of Service* of a hospitalization and a different hospitalization starts during the extension of the post-trigger window and ends beyond it, the episode is not extended a second time. See section 6 for the definition of hospitalization.

The combined duration of the pre-trigger window, trigger window, and post-trigger window is the episode window. All time windows are inclusive of their first and last date. See section 6 for the definition of duration.

To determine which claims and claim detail lines occur during an episode the following assignment rules are used. In addition, specific rules apply to assign claims and claim detail lines to windows during the episode (the pre-trigger window, trigger window, post-trigger window, and hospitalizations):

■ **Assignment to a window before the episode:**

- Hospitalizations, all inpatient claims within them, and all claim detail lines of the inpatient claims are assigned to a window before the episode (e.g., 365 days to one day before the *Episode Start Date*, 90 days to one day before the *Episode Start Date*) if the *Header From Date Of Service* of the hospitalization occurs during the specified time window before the *Episode Start Date*.
- Pharmacy claims and all their claim detail lines are assigned to a window before the episode if the *Header From Date Of Service* occurs during the specified time window before the *Episode Start Date*.
- For the purpose of counting unique claims, outpatient and professional claims are assigned to the window before the episode if all their claim detail lines are assigned to the window before the episode. For the purpose of calculating spend, outpatient and professional claim detail lines are assigned to the window before the episode if

the *Detail From Date Of Service* occurs during the specified time window before the *Episode Start Date*.

■ **Assignment to the episode window:**

- Hospitalizations and all inpatient claims within them are assigned to the episode window if the *Header From Date Of Service* occurs during the episode window.
- Pharmacy claims are assigned to the episode window if both the *Header From Date Of Service* and the *Header To Date Of Service* occur during the episode window.
- For the purpose of counting unique claims, outpatient, professional, and long-term care claims are assigned to the episode window if at least one of their claim detail lines is assigned to the episode window. For the purpose of calculating spend, outpatient, professional, and long-term care claim detail lines are assigned to the episode window if both the *Detail From Date Of Service* and the *Detail To Date Of Service* occur during the episode window.

■ **Assignment to the pre-trigger window:**

- Hospitalizations and all inpatient claims within them are assigned to the pre-trigger window if the hospitalization is assigned to the episode window and also has a *Header From Date Of Service* during the pre-trigger window.
- Pharmacy claims are assigned to the pre-trigger window if they are assigned to the episode window and also have a *Header From Date Of Service* during the pre-trigger window.
- For the purpose of counting unique claims, outpatient, professional, and long-term care claims are assigned to the pre-trigger window if at least one of their claim detail lines is assigned to the pre-trigger window. For the purpose of calculating spend, outpatient, professional, and long-term claim detail lines are assigned to the pre-trigger window if they are assigned to the episode window and also have a *Detail From Date Of Service* during the pre-trigger window.

■ **Assignment to the trigger window:**

- Hospitalizations and all inpatient claims within them are assigned to the trigger window if the *Header From Date Of Service* of the hospitalization occurs during the trigger window.
- Pharmacy claims are assigned to the trigger window if both the *Header From Date Of Service* and the *Header To Date Of Service* occur during the trigger window.

- For the purpose of counting unique claims, outpatient and professional, and long-term care claims are assigned to the trigger window if all their claim detail lines are assigned to the trigger window. For the purpose of calculating spend, outpatient, professional, and long-term care claim detail lines are assigned to the trigger window if both the *Detail From Date Of Service* and the *Detail To Date Of Service* occur during the trigger window.

■ **Assignment to the post-trigger window:**

- Hospitalizations and all inpatient claims are assigned to the post-trigger window if the hospitalization is assigned to the episode window and also has a *Header From Date Of Service* during the post-trigger window.
- Pharmacy claims are assigned to the post-trigger window if they are assigned to the episode window and also have a *Header To Date of Service* during the post-trigger window.
- For the purpose of counting unique claims, outpatient, professional, and long-term care claims are assigned to the post-trigger window if at least one of their claim detail lines is assigned to the post-trigger window. For the purpose of calculating spend, Outpatient, professional, and long-term care claim detail lines are assigned to the post-trigger window if they are assigned to the episode window and also have a *Detail To Date of Service* during the post-trigger window.

■ **Assignment to hospitalizations:**

- Outpatient and professional claims are assigned to a hospitalization if they are not assigned to the trigger window and all their claim detail lines are assigned to the hospitalization. Outpatient and professional claim detail lines are assigned to a hospitalization if the *Detail From Date Of Service* and the *Detail To Date Of Service* occur during the hospitalization.

4.4 IDENTIFY CLAIMS INCLUDED IN EPISODE SPEND

The fourth design dimension of building an episode is to identify which claims and claim detail lines are included in the calculation of episode spend. For short, such claims or claim detail lines are referred to as included claims or included claim detail lines.

Episode output fields created: *Count of Included Claims*

Different rules for the inclusion of claims and claim detail lines apply to claims and claim detail lines assigned to different types of services and windows. The breakdown for how to count included claims and claim detail lines by care category is defined in section 6. How different types of services are defined is detailed below. Which type of services are included in the episode, and in which window, are episode specific and detailed in section 5.4. See section 4.3 for how claim and claim detail lines are assigned to different windows during the episode.

Note that for wave 1 episodes, the general rules for types of service described below do not apply. See section 5.4 for the detailed custom rules.

The following rules for types of service apply:

- **Specific care after discharge:** Hospitalizations, and inpatient, outpatient, professional, and long-term care claims with ICD-9 or ICD-10 diagnosis codes for specific care after discharge in the input field *Header Diagnosis Code*. See the configuration file under “Care after Discharge” for the list of codes. The complication code needs to be in the primary diagnosis code field. A special rule applies whenever a hospitalization is included. All professional and outpatient claims assigned to an included hospitalization are included. See section 4.3 for how professional and outpatient claims are assigned to hospitalizations.
- **Specific anesthesia:** Outpatient and professional claim detail lines with CPT/HCPCS procedure codes for specific anesthesia in the input field *Detail Procedure Code*. See the configuration file under “Anesthesia” for the list of codes.
- **Specific evaluation and management visits:** Outpatient and professional claim detail lines with CPT/HCPCS procedure codes for specific E&M visits in the input field *Detail Procedure Code*. See the configuration file under “E&M Visits” for the list of codes. If only office visits to the PAP are included, the input field *Contracting Entity* associated to the *Billing Provider ID* of the claim for the office visit must match the *PAP ID* for the episode. To determine if this is the case see section 5.4. If only office visits with a related diagnosis code are included, there must be an episode-specific relevant ICD-9 or ICD-10 diagnosis code in the primary diagnosis code field. See the configuration file under “Relevant Diagnosis” for the list of codes. To determine if this is the case see section 5.4.
- **Specific imaging and testing:** Inpatient claims, and outpatient and professional claim detail lines with ICD-9/ICD-10/CPT/HCPCS procedure codes for specific imaging and

testing in the input field *Header Surgical Procedure* or *Detail Procedure Code*. See the configuration file under “Imaging and Testing” for the list of codes.

- **Specific medications:** Pharmacy claims with HIC3 codes for specific medications. See the configuration file under “Medications” for the list of codes.
 - **Note:** If a pharmacy claim contains a medication that is a preferred brand or **preferred** generic as identified on the TennCare Preferred Drug List (PDL), the included spend of that medication for episodes will be set at \$10. This adjustment will be made at the *national drug code* (NDC) level. If a pharmacy claim contains a medication that is not listed as a preferred brand or preferred generic on the PDL, there will be no adjustment to the included spend of that medication.
- **Specific pathology:** Outpatient and professional claim detail lines with CPT/HCPCS procedure codes for specific pathology in the input field *Detail Procedure Code*. See the configuration file under “Pathology” for the list of codes.
- **Specific surgical and medical procedures:** Inpatient claims, and outpatient and professional claim detail lines with ICD-9/ICD-10/CPT/HCPCS procedure codes for specific procedures in the input field *Header Surgical Procedure Code* or *Detail Procedure Code*. See the configuration file under “Surgical And Medical Procedures” for the list of codes.

The output field *Count of Included Claims* is the total number of claims included in the episode. See section 6 for details on counts of claims by care category.

4.5 CALCULATE NON-RISK-ADJUSTED SPEND

The fifth design dimension of building an episode is to calculate the non-risk-adjusted spend for each episode.

Episode output fields created: *Non-risk-adjusted Episode Spend*

PAP output fields created: *Average Non-risk-adjusted PAP Spend, Average Non-risk-adjusted PAP Spend by <Care Category X>, Average Non-risk-adjusted PAP Spend by <Window X> Trigger Window, Total Non-risk-adjusted PAP Spend*

The *Non-risk-adjusted Episode Spend* is defined as the sum of:

The *Detail Paid Amount* for included claim detail lines for detail-paid claim types (e.g., outpatient and professional). If a claim detail line is included for two or more reasons (e.g.,

due to an included procedure), its *Detail Paid Amount* counts only once towards the *Non-risk-adjusted Episode Spend*.

The *Header Paid Amount* for included claims for header-paid claim types (e.g., inpatient and pharmacy).

The *Patient Cost Share* for included claims.

The output field *Non-risk-adjusted Episode Spend* is calculated overall, by window during the episode, and by reporting care category. See section 6 for the definition of the reporting care categories.

The fields *Average Non-risk-adjusted PAP Spend* and *Total Non-risk-adjusted PAP Spend* are added to the PAP output table. *Average Non-risk-adjusted PAP Spend* is calculated as the average of the *Non-risk-adjusted Episode Spend* across valid episodes for a given *PAP ID*. *Total Non-risk-adjusted PAP Spend* is calculated as the sum of the *Non-risk-adjusted Episode Spend* across valid episodes for a given PAP. The output field *Average Non-risk-adjusted PAP Spend* is calculated overall and by reporting care category. See sections 4.2 and 5.2 for the identification of *PAP IDs* and section 4.6 and 5.6 for the definition of valid episodes. See section 6 for the definition of the reporting care categories.

4.6 IDENTIFY EXCLUDED EPISODES

The sixth design dimension of building an episode is to identify episodes that are excluded from the episode-based payment model.

Episode output fields created: *Any Exclusion, Exclusion Inconsistent Enrollment, Exclusion Third-party Liability, Exclusion Dual Eligibility, Exclusion FQHC/RHC, Exclusion No PAP ID, Exclusion Incomplete Episode, Exclusion Different Care Pathway, Exclusion Age, Exclusion Death, Exclusion Left Against Medical Advice, Exclusion High Outlier*

Each *Exclusion <name of exclusion>* output field indicates whether an episode is excluded for a given reason and therefore invalid for the purpose of the episode based payment model. If an episode is excluded for more than one reason each exclusion is indicated. The output field *Any Exclusion* indicates whether an episode contains *any exclusion*. Episodes may be excluded for business reasons, clinical reasons, patient reasons, or because they are high outliers.

Each of the following exclusions are applied to all episodes, except for the incomplete episode and high outlier exclusions. The incomplete episode exclusion is applied to

episodes with non-zero triggering professional claim amounts. The high outlier episode exclusion is applied to episodes not containing any other exclusion.

After all exclusions have been applied, a set of valid episodes remains.

Business exclusions

- **Inconsistent enrollment:** An episode is excluded if the patient was not continuously enrolled in the plan during the episode window. Enrollment is verified using the *Eligibility Start Date* and *Eligibility End Date* from the Member Extract.

A patient is considered continuously enrolled if the patient's *Eligibility Start Date* for the plan falls before or on (\leq) the *Episode Start Date* and the *Eligibility End Date* for the plan falls on or after (\geq) the *Episode End Date*. The output field *Member ID* of the episode table is linked to the input field *Member ID* of the Member Extract to identify the enrollment information for each patient.

A patient may have multiple entries for *Eligibility Start Date* and *Eligibility End Date* for full enrollment in the plan and some of the dates may be overlapping. In such cases, continuous, non-overlapping records of a patient's enrollment are created before confirming whether the patient was continuously enrolled during an episode. If a patient has an *Eligibility Start Date* without a corresponding *Eligibility End Date* for the plan, enrollment is considered to be ongoing through the last date of the input data.

If a patient was not continuously enrolled in the plan before or after the episode window, but was continuously enrolled during the episode window, the episode is not excluded.

- **Third-party liability:** An episode is excluded if an inpatient, outpatient, professional, pharmacy, or long-term care claim that is assigned to the episode window is associated with a third-party liability amount. A claim is considered to be associated with a third-party liability amount if either the input field *Header TPL Amount* or any of the input fields *Detail TPL Amount* have a value greater than ($>$) zero. The claim with a positive TPL amount may or may not be included in the calculation of episode spend.

If a patient has a claim associated with a third-party liability amount before or after the episode window, but not during the episode window, the episode is not excluded.

- **Dual eligibility:** An episode is excluded if the patient had dual coverage by Medicare and Medicaid during the episode window.

If a patient had dual coverage before or after the episode window, but not during the episode window, the episode is not excluded.

■ **Federally Qualified Health Center/Rural Health Clinic:**

- **Exclude FQHCs and RHCs:** Episodes for which the quarterback is an FQHC or RHC are excluded. If the quarterback is included in the list of known FQHCs and RHCs, either freestanding or part of a larger group or health system, their episodes will be excluded.

■ **No PAP ID:** An episode is excluded if the *PAP ID* cannot be identified.

■ **Incomplete episodes:** An episode is excluded if either:

- The triggering professional claim spend is less than or equal to 0.
- It is within the bottom 2.5% of all episodes with the lowest *Non-risk-adjusted Episode Spend* (not the *Risk-adjusted Episode Spend*), without taking into account episodes where the triggering professional claim spend is less than or equal to (\leq) 0. This threshold will be finalized at the same time as the gain and risk sharing thresholds.

■ **Overlapping episodes:** Two valid episodes are considered overlapping if the following four conditions are satisfied:

- The included spend of one valid episode shares at least one claim detail line with the included spend of another valid episode, AND
- Both episodes have the same Tax Identification Number in the field *Billing Provider ID* assigned to the quarterback, AND
- Both episodes have the same *Member ID* for the patient, AND
- Both episodes are listed in Table – Episode Hierarchy by Exclusion Condition

This exclusion is applied after business, clinical, patient and high-cost outlier exclusions have been applied.

If there is an overlap between two episodes, priority is assigned to the higher-ranking episode. Rank is provided in Table – Episode Hierarchy by Exclusion Condition where 1 is the highest rank. Episode with the lower rank is excluded; episode with the higher rank is not excluded.

If there is an overlap between three or more episodes, priority is assigned to the highest-ranking episode. All other episodes that are lower in the hierarchy will be excluded.

Table – Episode Hierarchy by Exclusion Condition

Episodes in 2024 Performance Period	Episode Type Shortname	Rank
Perinatal	PERI	1
HIV	HIV	2
Valve Repair and Replacement	VALVE	3
Coronary Artery Bypass Graft (CABG)	CABG	4
Spinal Fusion	SPIFU	5
Total Joint Replacement (Hip & Knee)	TJR	6
Femur/pelvic fracture	HIPFRA	7
Non-acute Percutaneous Coronary Intervention (PCI)	PCI-N	8
Acute Percutaneous Coronary Intervention (PCI)	PCI-A	9
Bariatric surgery	BARI	10
Spinal decompression (without spinal fusion)	DCOMP	11
Hysterectomy	HYST	12
Outpatient and Non-Acute Inpatient Cholecystectomy	CHOLE	13
Appendectomy	APP	14
Hernia Repair	HERNIA	15
Knee Arthroscopy	KNARTH	16
Tonsillectomy	TNSL	17
Breast biopsy	BCBX	18
Screening and Surveillance Colonoscopy	COLO	19
Upper GI Endoscopy (Esophagogastroduodenoscopy (EGD))	EGD	20
Colposcopy	COLPO	21
Oppositional Defiant Disorder (ODD)	ODD	22
Attention Deficit and Hyperactivity Disorder (ADHD)	ADHD	23
Gastrointestinal (GI) Obstruction	GIOBS	24
Pancreatitis	PANC	25
Congestive Heart Failure (CHF) Acute Exacerbation	CHF	26
Diabetes Acute Exacerbation	DIAB	27
Urinary Tract Infection (UTI) – Inpatient	UTI-I	28
Gastrointestinal Hemorrhage (GIH)	GIH	29
Chronic Obstructive Pulmonary Disease (COPD) Acute Exacerbation	COPD	30
Acute Seizure	SEIZE	31
Pneumonia (PNA)	PNA	32
Bronchiolitis	BRONC	33

Episodes in 2024 Performance Period	Episode Type Shortname	Rank
Pediatric Pneumonia	PEDPNM	34
Asthma Acute Exacerbation	ASTH	35
Cystourethroscopy	CYSTO	36
Acute Kidney & Ureter Stones	STONES	37
Acute Gastroenteritis	GASTRO	38
Back / Neck pain	BNP	39
Syncope	SYNC	40
Shoulder non-operative injuries	SHOUSP	41
Knee non-operative injuries	KNEESP	42
Ankle non-operative injuries	AKLSP	43
Wrist non-operative injuries	WRISP	44
Skin and Soft Tissue Infection	SSTI	45
Otitis media	OTITIS	46
Urinary Tract Infection (UTI) – Outpatient	UTI-O	47
Respiratory infection	RI	48

Clinical exclusions

- Different Care Pathway:** An episode is excluded if the patient has a medical code that indicates a different care pathway during a specified time window on any inpatient, outpatient, or professional claim in the input field *Header Diagnosis Code* (any field), *Header Surgical Procedure Code*, or *Detail Procedure Code*. The detailed list of codes and time windows is given in the configuration file under “Clinical – (condition for exclusion)”.

The claims and claim detail lines that are searched for different care pathways do not have to be included claims or included claim detail lines. For example, if a patient lacked continuous eligibility during the year before the episode or during the episode window, codes for different care pathways are checked in the data available.

Patient exclusions

- Age:** An episode is excluded if the member age does not fall into the valid age range or if it is invalid. The valid age range is listed as parameters in the configuration file under “07 - Excluded Episodes”. See section 6 for how member age is defined.
- Death:** An episode is excluded if the patient has a *Patient Discharge Status* of “Expired” on any inpatient or outpatient claim assigned to the episode window. The claim may

be an included claim or not. The values of the *Patient Discharge Status* used to identify whether the patient expired are listed in the configuration file under “Patient – Death”.

- **Left against medical advice:** An episode is excluded if the patient has a *Patient Discharge Status* of “Left Against Medical Advice or Discontinued Care” on any inpatient or outpatient claim during the episode window. The claim may be an included claim or not. The value of the *Patient Discharge Status* used to identify whether the patient left against medical advice is listed in the configuration file under “Patient – LAMA”.

High-cost outliers

- An episode is excluded if the *Risk-adjusted Episode Spend* (not the *Non-risk-adjusted Episode Spend*) is 3 standard deviations above (>) the mean *Risk-adjusted Episode Spend* of all episodes not otherwise excluded. Because this exclusion uses the *risk-adjusted episode spend*, it is the only exclusion that takes place after the risk adjustment process.

A hierarchy is used to present the exclusions in the provider report. See section 6 for the hierarchy of exclusions.

4.7 PERFORM RISK ADJUSTMENT

The seventh design dimension of building an episode is to risk-adjust the *Non-risk-adjusted Episode Spend* for risk factors that may contribute to higher episode spend given the characteristics of a patient and are outside of the PAP’s control.

Episode output fields created: *Risk Factor (risk factor number), Episode Risk Score, Risk-adjusted Episode Spend*

PAP output fields created: *Average Risk-adjusted PAP Spend, Average Risk-adjusted PAP Spend by <Care Category X>, Total Risk-adjusted PAP Spend*

Risk adjustment first requires identification of the risk factors that affect each episode. Once risk factors have been determined, each payer calculates the *Episode Risk Score* and the *Risk-adjusted Episode Spend*. Each *Risk Factor (risk factor number)* output field indicates whether an episode’s spend is risk-adjusted for a given risk factor.

The PAP output field *Average Risk-adjusted PAP Spend* is calculated as the average of the *Risk-adjusted Episode Spend* across valid episodes for each *PAP ID*. The *Total Risk-adjusted PAP Spend* is calculated as the sum of the *Risk-adjusted Episode Spend* across valid episodes for each *PAP ID*.

4.8 DETERMINE QUALITY METRICS PERFORMANCE

The eighth design dimension of building an episode is the calculation of the quality metrics and the identification of *PAP IDs* who pass the quality metrics performance requirement. Quality metrics are calculated by each payer on an aggregated basis across all episodes with the same *PAP ID*. Denied claims should be used in the calculation of quality metrics.

Episode output fields created: *Quality Metric (quality metric number) Indicator*

PAP output fields created: *PAP Quality Metric (quality metric number) Performance, Gain Sharing Quality Metric Pass*

The number of *Quality Metric Indicator* episode output fields and *PAP Quality Metric Performance* output fields will match the total number of quality metrics for each episode.

For most quality metrics the following logic applies. If there are any exceptions these will be detailed in section 5.8. The *Quality Metric (n) Indicator* marks episodes that complied with quality metric (n). The *PAP ID Quality Metric (n) Performance* is expressed as a percentage for each *PAP* based on the following ratio:

- Numerator: Number of valid episodes of the *PAP ID with Quality Metric (n) Indicator*
- Denominator: Number of valid episodes of the *PAP ID*

Section 5.8 will provide detail on what the *Quality Metric (n) Indicators* are for this episode.

There are two types of quality metrics: those tied to gain sharing and those that are informational (i.e., not tied to gain sharing). These may be calculated including valid or total episodes of the *PAP ID*. These details are specified in section 5.8.

The output field *Gain Sharing Quality Metric Pass* is set based on the performance of the *PAP ID* on the quality metrics that are tied to gain sharing. The output field *Gain Sharing Quality Metric Pass* indicates if the percentage of valid episodes of the *PAP ID* that comply with quality metrics tied to gain sharing met the required thresholds for gain sharing. Setting thresholds for the quality metrics is beyond the scope of this DBR, hence thresholds will be set and provided separately.

4.9 CALCULATE GAIN/RISK SHARING AMOUNTS

The ninth and final design dimension of building an episode is to calculate the gain or risk sharing amount for each *PAP ID*. Gain and risk sharing are calculated by each payer on an aggregated basis across all of *PAP ID*'s episodes covered by that payer.

PAP output fields created: *Count Of Total Episodes Per PAP, Count Of Valid Episodes Per PAP, Gain/Risk Sharing Amount, PAP Sharing Level*

Gain and risk sharing amounts are calculated based on the episodes of each *PAP ID* that ended during the reporting period. To calculate the gain or risk sharing amount paid to/by each *PAP ID* the following pieces of information are used:

- Commendable threshold, acceptable threshold, and gain sharing limit threshold. Setting these thresholds is beyond the scope of this DBR. Number of episodes of each *PAP ID*: The output field *Count Of Total Episodes Per PAP ID* is defined as the number of total episodes of each *PAP ID* during the reporting period. The output field *Count Of Valid Episodes Per PAP ID* is defined as the number of valid episodes of each *PAP ID* during the reporting period. *Count Of Valid Episodes Per PAP ID* is calculated overall and by reporting care category. Episodes are counted separately by each payer.
- Performance of each *PAP ID* on quality metrics tied to gain sharing: Only *PAP IDs* that pass the quality metrics tied to gain sharing are eligible for gain sharing. Setting thresholds for the quality metrics is beyond the scope of this DBR. See section 4.8 for the calculation of the output field *Gain Sharing Quality Metric Pass*, which indicates whether a *PAP ID* passes the quality metrics tied to gain sharing.
- Gain share proportion and risk share proportion: The gain share proportion is set at 50% and the risk share proportion is set at 50%.

Gain sharing payment: A *PAP* identified by *PAP ID* receives a gain sharing payment if two criteria are met: (1) it passes the quality metrics tied to gain sharing, and (2) the *Average Risk-adjusted PAP ID Spend* is below (<) the *Commendable Threshold*. Two cases exist:

If the *Average Risk-adjusted PAP ID Spend* is below (<) the *Commendable Threshold* and at or above (\geq) the *Gain Sharing Limit Threshold*, the *Gain/Risk Sharing Amount* is:

Gain Sharing Amount =

*((Commendable Threshold – Average Risk-adjusted PAP ID Spend) * Count of Valid Episodes Per PAP ID * 50%)*

If the *Average Risk-adjusted PAP ID Spend* is below (<) the *Commendable Threshold* and below (<) the *Gain Sharing Limit Threshold*, the *Gain/Risk Sharing Amount* is:

Gain Sharing Amount =

*((Commendable Threshold – Gain Sharing Limit Threshold) * Count of Valid Episodes Per PAP ID * 50%)*

Risk sharing payment: A *PAP* identified by *PAP ID* owes a risk-sharing payment if its *Average Risk-adjusted PAP ID Spend* is at or above (\geq) the *Acceptable Threshold*. The risk-sharing payment applies irrespective of the performance of the *PAP ID* on the quality metrics. The *Risk Sharing Amount* is calculated as:

Risk Sharing Amount =

*((Average Risk-adjusted PAP ID Spend – Acceptable Threshold) * Count of Valid Episodes Per PAP ID * 50%)*

To summarize the cost performance of each *PAP ID* in the episode-based payment model, the output field *PAP ID Sharing Level* is set to

- "1" if *Average Risk-adjusted PAP ID Spend* < *Gain Sharing Limit Threshold*
- "2" if *Average Risk-adjusted PAP ID Spend* < *Commendable Threshold* and also \geq *Gain Sharing Limit Threshold*
- "3" if *Average Risk-adjusted PAP ID Spend* < *Acceptable Threshold* and also \geq *Commendable Threshold*
- "4" if *Average Risk-adjusted PAP ID Spend* \geq *Acceptable Threshold*

5 Perinatal episode detailed description

This section provides perinatal episode-specific details for building the perinatal episode, and must be used in conjunction with section 4, as section 4 contains general elements of the episode algorithm. Sections 4 and 5 used in conjunction explain the intent of the episode design at a level of granularity that will allow an IT implementation team to create an algorithm that matches the episode design.

5.1 IDENTIFY EPISODE TRIGGERS

The perinatal episode is triggered by a professional claim and an associated facility claim as described in section 4.1.

5.2 ATTRIBUTE EPISODES TO PROVIDERS

This episode has a clinician PAP and follows the process described in section 4.2. Episodes for which a maternal fetal medicine specialist is the rendering provider of the trigger claim will be excluded.

5.3 DETERMINE THE EPISODE DURATION

For this episode there are three windows:

- **Pre-trigger window:** This episode has a fixed pre-trigger window. Refer to section 4.3 for guidance.
- **Trigger window:** Refer to section 4.3 for guidance.
- **Post-trigger window:** Refer to section 4.3 for guidance.

5.4 IDENTIFY CLAIMS INCLUDED IN EPISODE SPEND

For this episode services are included as defined in section 4.4, with the following specifications:

Across all windows

- **Medication-Assisted Treatment (MAT):** Costs for medication-assisted treatment (MAT) related to the treatment of opioid use disorder is excluded from episode spend. This exclusion encompasses outpatient and professional claim detail lines, inpatient claims, and pharmacy claims with specified HCPCS, CPT, revenue, and NDC codes. The coding definition of this exclusion is in two parts. The first part encompasses a list of

MAT-related procedure and revenue codes provided to each Managed Care Organization (MCO) in separate configuration files. The second part encompasses NDC and other revenue and procedure codes listed in the configuration file under 'Medication-Assisted Treatment (MAT) - Excluded Medications', 'Medication-Assisted Treatment (MAT) - Excluded Revenue Codes' and 'Medication-Assisted Treatment (MAT) - Excluded Surgical and Medical Procedures.' For certain procedure codes, a modifier to be used in conjunction with the procedure code may be provided. This exclusion of claims or claim detail lines takes precedence over any other inclusion logic.

- **Maternity quality payment initiatives spend exclusion:** Costs of services related to TennCare's maternity quality payment initiatives are excluded from episode spend. This spend exclusion encompasses costs of completing the pregnancy notification form, completing postpartum visit for uncomplicated care, and completing mental health screening. Codes associated with this spend exclusion are under the "Pregnancy Notification", "Postpartum Visit for Uncomplicated Care", "Postpartum Visit for Uncomplicated Care – CPT II" and "Mental Health Screening" subdimension of the Config file. For spend exclusion and to receive incentive/reimbursement payments, use code 0500F combined with 99202-99205 or 99211-99215 for pregnancy notification; use code 0503F combined with 59430 for postpartum visit for uncomplicated care; use code 96160 with TH modifier for mental health screening.

Pre-trigger window

For this episode, claims and claim detail lines assigned to the pre-trigger window are included if they are also assigned to one of the following types of services:

- **Related medical claims:** Inpatient, outpatient, and professional claims or claim detail lines that match a specific list of ICD-9 or ICD-10 diagnosis codes and that do not contain an excluding procedure or diagnosis code. See the configuration file under "Diagnoses" for the list of diagnosis codes.
- **Related medications:** All of the mother's pharmacy claims that do not contain an excluded HIC3 group.
- **Specific excluded diagnoses:** If an inpatient, outpatient, or professional claim contains an ICD-9 or ICD-10 diagnosis codes for specific excluded diagnoses in the input field *Header Diagnosis Code*, then the claim or claim detail line is an excluded claim or claim detail line. See the configuration file under "Excluded Diagnoses" for the list of codes. The diagnosis code can be in any diagnosis code field.

- **Specific excluded medications:** If a pharmacy claim contains a HIC3 code for specific excluded medications, the claim is an excluded claim. See the configuration file under “Excluded Medications” for the list of codes. This exclusion of claims takes precedence over any other inclusion logic.
- **Specific excluded surgical and medical procedures:** If an outpatient or professional claim detail line contains a CPT procedure code for specific excluded procedures in the input field *Detail Procedure Code*, the claim detail line is an excluded claim detail line. See the configuration file under “Excluded Surgical and Medical Procedures” for the list of codes. This exclusion of claim detail lines takes precedence over any other inclusion logic.
- **Specific excluded revenue codes:** If an inpatient or outpatient claim contains a revenue code for specified revenue code exclusions in the input field *Revenue Code*, the claim or claim detail line is an excluded claim or claim detail line. See the configuration file under “Excluded Revenue Codes” for the list of codes. This exclusion of claims or claim detail lines takes precedence over any other inclusion logic.
- **Specific excluded transportation:** If an outpatient or professional claim contains a HCPCS procedure code for specific excluded transportation in the input field *Detail Procedure Code*, the claim detail line is an excluded claim detail line. See the configuration file under “Excluded Transportation” for the list of codes. This exclusion of claim detail lines takes precedence over any other inclusion logic.

Trigger window

For this episode, claims and claim detail lines assigned to the trigger window are included if they are also assigned to one of the following types of services:

- **All medical services:** All inpatient, outpatient, and professional claims and claim detail lines assigned to the trigger window are included.
- **Related medications:** All of the mother’s pharmacy claims that do not contain an excluded HIC3 group.
- **Specific excluded diagnoses:** If an inpatient, outpatient, or professional claim contains an ICD-9 or ICD-10 diagnosis codes for specific excluded diagnoses in the input field *Header Diagnosis Code*, then the claim or claim detail line is an excluded claim or claim detail line. See the configuration file under “Excluded Diagnoses” for the list of codes. The diagnosis code can be in any diagnosis code field.

- **Specific excluded medications:** If a pharmacy claim contains a HIC3 code for specific excluded medications, the claim is an excluded claim. See the configuration file under “Excluded Medications” for the list of codes. This exclusion of claims takes precedence over any other inclusion logic.
- **Specific excluded surgical and medical procedures:** If an outpatient or professional claim detail line contains a CPT procedure code for specific excluded procedures in the input field *Detail Procedure Code*, the claim detail line is an excluded claim detail line. See the configuration file under “Excluded Surgical and Medical Procedures” for the list of codes. This exclusion of claim detail lines takes precedence over any other inclusion logic.
- **Specific excluded revenue codes:** If an inpatient or outpatient claim contains a revenue code for specified revenue code exclusions in the input field *Revenue Code*, the claim or claim detail line is an excluded claim or claim detail line. See the configuration file under “Excluded Revenue Codes” for the list of codes. This exclusion of claims or claim detail lines takes precedence over any other inclusion logic.
- **Specific excluded transportation:** If an outpatient or professional claim contains a HCPCS procedure code for specific excluded transportation in the input field *Detail Procedure Code*, the claim detail line is an excluded claim detail line. See the configuration file under “Excluded Transportation” for the list of codes. This exclusion of claim detail lines takes precedence over any other inclusion logic.

Post-trigger window

For this episode, claims and claim detail lines assigned to the post-trigger window are included if they are also assigned to one of the following types of services:

- **Specific care after discharge:** Hospitalizations, outpatient, professional, and long-term care claims with ICD-9 or ICD-10 diagnosis codes for specific care after discharge in the input field *Header Diagnosis Code*. See the configuration file under “Diagnoses” for the list of codes. The diagnosis code needs to be in the primary diagnosis code field. A special rule applies whenever a hospitalization is included. All professional and outpatient claims assigned to an included hospitalization are included. See section 4.3 for how professional and outpatient claims are assigned to hospitalizations.
- **Related medications:** All of the mother’s pharmacy claims that do not contain an excluded HIC3 group.

- **Specific excluded diagnoses:** If an inpatient, outpatient, professional, and long-term care claim contains an ICD-9 or ICD-10 diagnosis codes for specific excluded diagnoses in the input field *Header Diagnosis Code*, then the claim or claim detail line is an excluded claim or claim detail line. See the configuration file under “Excluded Diagnoses” for the list of codes. The diagnosis code can be in any diagnosis code field.
- **Specific excluded medications:** If a pharmacy claim contains a HIC3 code for specific excluded medications, the claim is an excluded claim. See the configuration file under “Excluded Medications” for the list of codes. This exclusion of claims takes precedence over any other inclusion logic.
- **Specific excluded surgical and medical procedures:** If an outpatient or professional claim detail line contains a CPT procedure code for specific excluded procedures in the input field *Detail Procedure Code*, the claim detail line is an excluded claim detail line. See the configuration file under “Excluded Surgical and Medical Procedures” for the list of codes. This exclusion of claim detail lines takes precedence over any other inclusion logic.
- **Specific excluded revenue codes:** If an inpatient or outpatient claim contains a revenue code for specified revenue code exclusions in the input field *Revenue Code*, the claim or claim detail line is an excluded claim or claim detail line. See the configuration file under “Excluded Revenue Codes” for the list of codes. This exclusion of claims or claim detail lines takes precedence over any other inclusion logic
- **Specific excluded transportation:** If an outpatient or professional claim contains a HCPCS procedure code for specific excluded transportation in the input field *Detail Procedure Code*, the claim detail line is an excluded claim detail line. See the configuration file under “Excluded Transportation” for the list of codes. This exclusion of claim detail lines takes precedence over any other inclusion logic.

5.5 CALCULATE NON-RISK-ADJUSTED SPEND

This episode follows the process described in section 4.5.

5.6 IDENTIFY EXCLUDED EPISODES

This episode follows the process described in section 4.6, with three exceptions:

- The business exclusion regarding inconsistent enrollment does not apply to the perinatal episode.

- An episode is excluded based on a diagnosis of active cancer where there must be, in any diagnosis field, a specified ICD-9 or ICD-10 diagnosis code in the input field *Header Diagnosis Code*, as listed in the configuration file under “Clinical – Malignant Cancer”. This diagnosis code must occur with a specified procedure or revenue code for active cancer management, in the respective input fields *Revenue Code* or *Detail Procedure Code*, as listed in the configuration file under “Clinical – Active Cancer Management”.
- An episode is excluded if a maternal fetal medicine (MFM) specialist is the rendering provider of the trigger claim. The MCOs have the choice to exclude the MFMs as Quarterbacks based on a known list of MFMs or by the taxonomy code. If chosen to exclude MFMs based on the taxonomy code, the configuration file lists the specific code under “Maternal Fetal Medicine (MFM) Specialists” within the excluded episodes design dimension. The known MFM list will be maintained separately from the configuration file.
- An episode is excluded as having no assigned and paid claims during the pre-trigger window if both of the following conditions are met:
 - The absence of hospitalizations, or inpatient claims within them, paid and assigned to the pre-trigger window. Such hospitalizations are defined by being paid AND included in episode spend AND having a *Header From Date Of Service* during the pre-trigger window. AND
 - The absence of outpatient, professional, and long-term care claims assigned to the pre-trigger window as defined by at least one of their claim detail lines. Such outpatient, professional, and long-term care claims are defined as being paid AND included in episode spend AND having a *Detail From Date Of Service* during the pre-trigger window.
- An episode is excluded if the triggering professional delivery claim has no associated facility claim, based on criteria specified in Section 4.1.2.

5.7 PERFORM RISK ADJUSTMENT

This episode follows the process described in section 4.7.

5.8 DETERMINE QUALITY METRICS PERFORMANCE

This episode has three quality metrics that are tied to gain sharing and eight informational (i.e., not tied to gain sharing) quality metrics. The quality metrics listed below follow the logic described in section 4.8.

Quality metrics tied to gain sharing

- **Screening for HIV (Quality Metric 1- higher rate indicative of better performance):** Percent of valid episodes where the patient is screened for HIV within the episode window.
 - *Quality Metric 1 Indicator:* The episode has HIV screening assigned to the episode window, which is identified by an outpatient or professional claim with a specified procedure code in the input field *Detail Procedure Code*, as listed in the configuration file under “HIV screening”.
- **Screening for hepatitis C (Quality Metric 2 - higher rate indicative of better performance):** Percent of valid episodes where the patient has a hepatitis C code reflecting screening, diagnosis, or management within the episode window.
 - *Quality Metric 2 Indicator:* The episode has hepatitis C screening assigned to the episode window, which is identified by an outpatient or professional claim with a specified procedure code in the input field *Detail Procedure Code*, as listed in the configuration file under “Hepatitis C screening”.
- **Primary C-section (Quality Metric 3 - lower rate indicative of better performance):** Percent of valid episodes where the patient undergoes a C-section within the trigger window without a history of prior C-section.
 - *Quality Metric 3 Indicator:* The episode has a C-section assigned to the trigger window, which is identified by an outpatient or professional claim with a specified procedure code in the input field *Detail Procedure Code*, as listed in the configuration file under “C-section”.

In addition to the above, the *Quality Metric 3 Indicator* requires the absence of an inpatient, outpatient, or professional claim assigned to the episode window that contains, in any diagnosis field, a diagnosis code in the input field *Header Diagnosis Code*, as listed in the configuration file under “History of C-section” or “Primary C-section Denominator.”

- *Quality Metric 3 Denominator* marks the absence of an inpatient, outpatient, or professional claim assigned to the episode window that contains, in any diagnosis field, a diagnosis code in the input field *Header Diagnosis Code*, as listed in the configuration file under “History of C-section” or “Primary C-section Denominator.”
- *PAP Quality Metric 3* is expressed as a percentage for each Quarterback based on the following ratio
 - Numerator: Number of valid episodes of the *PAP ID* with *Quality Metric 3 Indicator*
 - Denominator: Number of valid episodes of the *PAP ID* with *Quality Metric 3 Denominator*

Informational quality metrics (i.e., included for information only):

- **Tdap vaccination (Quality Metric 4 - higher rate indicative of better performance):** Percent of valid episodes where the patient is given a Tdap vaccination within the episode window.
 - *Quality Metric 4 Indicator:* The episode has a Tdap vaccination assigned to the episode window, which is identified based on any of the following:
 - An inpatient, outpatient, or professional claim assigned to the episode window that contains, in any diagnosis field, a diagnosis code in the input field *Header Diagnosis Code*, as listed in the configuration file under “Tdap vaccination diagnosis”.
 - An outpatient or professional claim assigned to the episode window that contains a procedure code in the input field *Detail Procedure Code*, as listed in the configuration file under “Tdap vaccination procedure”.
 - An inpatient, outpatient, or professional claim assigned to the episode window that contains a revenue code in the input field *Revenue Code* as listed in the configuration file under “Tdap vaccination revenue”.
- **RSV Vaccination Administration (Quality Metric 5 - higher rate is indicative of better performance):** Percent of valid episodes where the patient is given an RSV vaccination within the episode window with header *From Date of Service* falling between SEP 1 and JAN 31st.
 - *Quality Metric 5 Numerator:* The episode has an RSV vaccination administration assigned to the episode window, which is identified based on both of the following:

An outpatient or professional claim assigned to the episode window that contains a procedure code or NDC code as listed in the configuration file under "RSV vaccination."

And

An outpatient or professional claim assigned to the episode window, with Header *From Date Of Service* falling between SEP 1 and JAN 31st that contains, in any diagnosis field, a diagnosis code in the input field Header Diagnosis Code, as listed in the configuration file under "Gestational age diagnosis codes."

– *Quality Metric 5 Denominator:*

An outpatient or professional claim assigned to the episode window, with Header *From Date Of Service* falling between SEP 1 and JAN 31st that contains, in any diagnosis field, a diagnosis code in the input field Header Diagnosis Code, as listed in the configuration file under "Gestational age diagnosis codes".

■ **RSV Vaccination Education (Quality Metric 6 - higher rate indicative of better performance):** Percent of valid episodes where the patient receives counselling on the RSV vaccine within the episode window.

– *Quality Metric 6 Numerator:* The episode has a code for RSV vaccination Counseling assigned to the episode window, which is identified based on the following:

The episode captures RSV Vaccine Counseling during the episode window, which is identified by an outpatient or professional claim with a specified procedure code (99401, 99402, G0310, G0311), as listed in the configuration file under the "RSV Vaccine Counseling" subdimension, in the input field Detail Procedure Code.

– *Quality Metric 6 Denominator:*

All valid episodes.

■ **MFM services (Quality Metric 7 - rate not indicative of performance):** Percent of valid episodes where patient with diabetes receives services from a Maternal Fetal Medicine (MFM) provider during the episode window.

– *Quality Metric 7 Indicator:* The episode concerns a patient who has diabetes during episode window, identified by the presence of at least one of the following:

- An inpatient, outpatient, or professional claim assigned to the episode window that contains, in any diagnosis field, a diagnosis code in the input field *Header Diagnosis Code*, as listed in the configuration file under “Diabetes”. OR
 - A pharmacy claim assigned to the episode window that contains a medication in relevant HIC3 classifications as listed in the configuration file under “Gestational diabetes drug”.
- In addition to the above, the *Quality Metric 7 Indicator* requires the presence of serviced delivered by an MFM provider during the episode window, which is identified by an inpatient, outpatient, or professional claim assigned to the episode window that has a Maternal Fetal Medicine (MFM) specialist as the rendering provider. Programmers can use one of two methods to identify MFM providers, either the individual or groups (of individuals) taxonomy code of 207VM0101X or from a list of known MFMs. The list of known MFMs will be maintained separately from the configuration file.
 - *Quality Metric 7 Denominator* marks episodes with diabetes during episode window, identified by the presence of at least one of the following:
 - An inpatient, outpatient, or professional claim assigned to the episode window that contains, in any diagnosis field, a diagnosis code in the input field *Header Diagnosis Code*, as listed in the configuration file under “Diabetes”. OR
 - A pharmacy claim assigned to the episode window that contains a medication in relevant HIC3 classifications as listed in the configuration file under “Gestational diabetes drug”.
- **Routine Postpartum Care (one visit) (Quality Metric 8 - higher rate indicative of better performance):** Percent of valid episodes where the patient has one postpartum visit within the post-trigger window (60 days after the trigger window) plus an additional 24 days after the end of the episode window (61 to 84 days after the trigger window).
 - *Quality Metric 8 Indicator:* The episode captures postpartum visits in the episode window, which is identified by an outpatient or professional claim with a specified combination of procedure codes (0503F combined with 59430), as listed in the configuration file under the “Postpartum Visit for Uncomplicated Care” and “Postpartum Visit for Uncomplicated Care – CPT II” subdimensions, in the input field *Detail Procedure Code*.

For this quality metric, claims and claim detail lines assigned for an additional 24 days after the end of the episode window are for the purpose of calculating quality metric performance, not tabulating included episode spend.

- **Routine Postpartum Care (two visits) (Quality Metric 9 - higher rate indicative of better performance):** Percent of valid episodes where the patient has two postpartum visits within the post-trigger window (60 days after the trigger window) plus an additional 24 days after the end of the episode window (61 to 84 days after the trigger window).
 - *Quality Metric 9 Indicator:* The episode captures postpartum visits in the episode window, which is identified by an outpatient or professional claim with a specified combination of procedure codes (0503F combined with 59430), as listed in the configuration file under the “Postpartum Visit for Uncomplicated Care” and “Postpartum Visit for Uncomplicated Care – CPT II” subdimensions, in the input field *Detail Procedure Code*.

For this quality metric, claims and claim detail lines assigned for an additional 24 days after the end of the episode window are for the purpose of calculating quality metric performance, not tabulating included episode spend.

- **Mental Health Screening (Quality Metric 10 - higher rate indicative of better performance):** Percent of valid episodes where the patient receives a mental health screening within the episode window.
 - *Quality Metric 10 Indicator:* The episode captures mental health screening during the episode window, which is identified by an outpatient or professional claim with a specified procedure code (96160) with a TH modifier, as listed in the configuration file under the “Mental Health Screening” subdimension, in the input field *Detail Procedure Code*.

5.9 CALCULATE GAIN/RISK SHARING AMOUNTS

This episode follows the process described in section 4.9.

6 Glossary

- **Claim types:** Claim type is defined as follows:

Claim type	Claim form	Type of Bill	HCPCS
Long-term care	UB-04	21x, 66x, 89x	
Home Health	UB-04	32x, 33x, 34x	
Inpatient	UB-04	11x, 12x, 18x, 41x, 86x	
Outpatient	UB-04	13x, 14x, 22x, 23x, 71x-77x, 79x, 83x-85x	
Transportation ¹	CMS-1500		A0000 - A0999, G0240, G0241, P9603, P9604, Q0186, Q3017, Q3020, R0070, R0075, R0076, S0209, S0215, S9381, S9975, S9992, T2001 - T2007, T2049
DME ²	CMS-1500		A4206 - B9999, C1000 - C9899, E0100 - E8002, G0025, J7341 - J7344, K0001 - K0899, P9044, Q0132, Q0160, Q0161, Q0182 - Q0188, Q0480 - Q0506, Q2004, Q3000 - Q3012, Q4001 - Q4051, Q4080, Q4100 - Q4116, Q9945 - Q9954, Q9958 - Q9968, S0155, S0196, S1001 - S1040, S3600, S4989, S5002, S5010 - S5025, S5160 - S5165, S5560 - S5571, S8002, S8003, S8060, S8095 - S8490, S8999, S9001, S9007, S9035, S9055, S9434, S9435, T1500, T1999, T2028, T2029, T2039, T2101, T4521 - T5999, V5336
Professional ³	CMS-1500		
Pharmacy	NCPDP		

1. The entire claim is defined as transportation if one or more of the detail lines has one of these HCPCS codes.

2. The entire claim is defined as DME if one or more of the detail lines has one of these HCPCS codes.

3. Professional claims are defined as CMS-1500 claims not defined as transportation or DME.

- **Count of claims and claim detail lines by care category:** Based on the claim's care category, the claim count will either be at the claim level or at the claim detail level. Please note that total claim counts for an episode and summation of claim counts for all care categories will differ (summation of claim counts for all care categories is always going to be same or higher than claim counts for an episode) with this method. The breakdown is below.
 - Claim-specific care categories
 - Inpatient facility
 - Pharmacy
 - Claim detail line-specific care categories
 - Emergency department or observation
 - Outpatient facility
 - Inpatient professional
 - Outpatient laboratory
 - Outpatient radiology
 - Outpatient professional
 - Other
- **CPT:** Current Procedural Terminology
- **DBR:** Detailed Business Requirements
- **Duration of time windows:** The duration of a time window (e.g., the episode window, the trigger window), the duration of a claim or claim detail line, and the length of stay for inpatient stays is calculated as the last date minus the first date plus one (1). For example:
 - A trigger window with a *Trigger Window Start Date* of January 1, 2014 and a *Trigger Window End Date* of January 1, 2014 has a duration of one (1) day.
 - A trigger window with a *Trigger Window Start Date* of January 1, 2014 and a *Trigger Window End Date* of January 3, 2014 has a duration of three (3) days.
 - A claim with a *Header From Date Of Service* of January 1, 2014 and a *Header To Date of Service* of January 2, 2014 has a duration of two (2) days.

- **Episode window:** See sections 4.3 and 5.3.
- **Exclusion hierarchy**

Hierarchy	Exclusion name	Exclusion used in report
1	Age	Patient below or above age thresholds
2	Inconsistent enrollment	Patient was not continuously enrolled during episode window
3	Third-party liability	Patient has third-party liability charges
4	Dual eligibility	Patient has dual coverage of primary medical services
5	Left against medical advice	Patient has a discharge status of "left against medical status"
6	Death	Patient died in the hospital during episode
7	Incomplete episodes	Episode data was incomplete
8	FQHC/RHC	Episodes for which the quarterback is an FQHC or RHC are excluded.
9	High outlier	Episode exceeds the high outlier threshold
10	Invalid trigger location	Episode trigger occurred in non-qualified location
11	Risk factor / comorbidity	Risk factor / comorbidity reference found
12	Overlapping episodes	At least one claim detail line overlaps between two episodes in scope that have the same Quarterback Tax Identification Number and patient. Lower ranking episode is excluded

- **HIC3:** Hierarchical Ingredient Code at the third level based on the classification system by First Databank
- **Hospitalization:** A hospitalization is defined as all the inpatient claims a patient incurs while being continuously hospitalized in one or more inpatient facilities. A hospitalization may include more than one inpatient claim because the inpatient facility may file interim inpatient claims and/or because the patient may be transferred between two or more inpatient facilities. A hospitalization consisting of just one inpatient claim starts on the *Header From Date Of Service* and ends on the *Header To Date Of Service* of the inpatient claim. A hospitalization where two or more inpatient claims are linked together starts on the *Header From Date Of Service* of the first inpatient claim and ends on the *Header To Date Of Service* of the last inpatient claim in the hospitalization. Inpatient claims are linked together into one hospitalization consisting of two or more inpatient claims if any of the following conditions apply:

- Interim billing or reserved/missing discharge status: An inpatient claim with a *Patient Discharge Status* that indicates interim billing (see the configuration file under "Hospitalization – Interim Billing" for the codes used), that is reserved (see the configuration file under "Hospitalization – Reserved" for the codes used), or that is missing is linked with a second inpatient claim into one hospitalization if either of the following conditions apply:
 - There is a second inpatient claim with a *Header From Date Of Service* on the same day as or the day after the *Header To Date Of Service* of the first inpatient claim
 - There is a second inpatient claim with an *Admission Date* on the same day as the *Admit Date* of the first inpatient claim and also a *Header From Date Of Service* on the same day as or within thirty (≤ 30) days after the *Header To Date Of Service* of the first inpatient claim
- Transfer: An inpatient claim with a *Patient Discharge Status* indicating a transfer (see the configuration file under "Hospitalization – Transfer" for the codes used) is linked with a second inpatient claim into one hospitalization if there is a second inpatient claim with a *Header From Date Of Service* on the same day as or the day after the *Header To Date Of Service* of the first inpatient claim.

If the second inpatient claim (and potentially third, fourth, etc.) also has a *Patient Discharge Status* indicating interim billing, reserved, missing, or transfer the hospitalization is extended further until an inpatient claim with a discharge status other than interim billing, reserved, missing, or transfer occurs, or until the inpatient claim that follows does not satisfy the required conditions. If any claim has a *Patient Discharge Status* indicating discharge to home (see the configuration file under "Hospitalization – Home" for the codes used), the hospitalization is terminated.

- **ICD-9:** International Classification of Diseases, Ninth Revision
- **ICD-10:** International Classification of Diseases, Tenth Revision
- **Member Age:** The output field *Member Age* reflects the patient's age in years at the episode trigger. *Member Age* is calculated as the difference in years between the start of the claim that is used to set the *Professional Trigger Claim ID* or *Facility Trigger Claim ID* and the *date of birth* of the patient. The start of the claim is determined using the input field *Header From Date Of Service* for inpatient claims and the earliest *Detail From Date Of Service* across all claim detail lines for outpatient and professional claims. The

date of birth of the patient is identified by linking the *Member ID* of the patient in the episode output table to the *Member ID* of the patient in the Member Extract and looking up the date in the input field *Date of Birth*. *Member Age* is always rounded down to the full year. For example, if a patient is 20 years and 11-months old at the start of the episode, the *Member Age* is set to 20 years. If the *Date of Birth* is missing, greater than (>) 100 years, or less than (<) 0 years, then the output field *Member Age* is treated as invalid.

- **PAP:** Principal Accountable Provider
- **Post-trigger window:** See sections See sections 4.3 and 5.3
- **Pre-trigger window:** See sections See sections 4.3 and 5.3
- **Reporting care categories:** The reporting care categories used, in hierarchical order, are:

Bill Form	Reporting Care Category	Definition	Additional Comments
UB-04	Inpatient facility	Bill Types: 11X, 12X, 18X, 41X, 86X	To include all services provided during an inpatient facility stay including room and board, recovery room, operating room and other services.
UB-04	Emergency Department or Observation	Bill Types: 13X, 14X, 22X, 23X, 73X-77X, 79X, 83X-85X AND (Revenue code 045x, 0760, 0761, 0762, 0769 OR CPT 99281-99285, 99291-99293 OR Place of service = 23)	To include all services delivery in an Emergency Department or Observation Room setting including facility and professional services.
UB-04	Outpatient facility	Bill Types: 13X, 14X, 22X, 23X, 73X-77X, 79X, 83X-85X and NOT Emergency Department	To include all services delivered by a facility during an outpatient surgical encounter, including operating and recovery room and other services.

Bill Form	Reporting Care Category	Definition	Additional Comments
CMS-1500	Inpatient professional	<i>Place of service = 21</i>	To include services delivered by a professional provider during an inpatient hospital stay, including patient visits and consultations, surgery and diagnostic tests.
UB-04/CMS-1500	Outpatient laboratory	<i>Place of service = 81</i> OR <i>Revenue codes</i> 030x OR CPT/HCPCS 80048-88399, G0306,G0307, G0431-G0434, G9143, P codes	To include all laboratory services on in an inpatient, outpatient or professional setting.
UB-04/CMS-1500	Outpatient radiology	<i>Revenue code</i> 035x, 061x, 040x, 032x OR CPT 70010-79999 or HCPCS C8906, C8903, C8907, C8904, C8908, C8905, S8042	To include all radiology services such as MRI, X-Ray, CT and PET scan performed in an inpatient, outpatient or professional setting.
CMS-1500	Outpatient professional	Any remaining, non-categorized CMS 1500 claims (excluding DME and transportation)	To include uncategorized professional claims such as evaluation and management, health screenings and specialists visits.
UB-04/CMS-1500	Other	Any remaining, non-categorized claims	To include DME, transportation, Home health and any remaining uncategorized claims.
NCPDP post adjudication 2.0	Pharmacy		To include any pharmacy claims billed under the pharmacy or medical benefit with a valid <i>National Drug Code</i> .

- **Total episodes:** All episodes, valid plus invalid
- **Trigger window:** See sections See sections 4.3 and 5.3

- **Valid episodes:** See sections 4.6 and 5.6